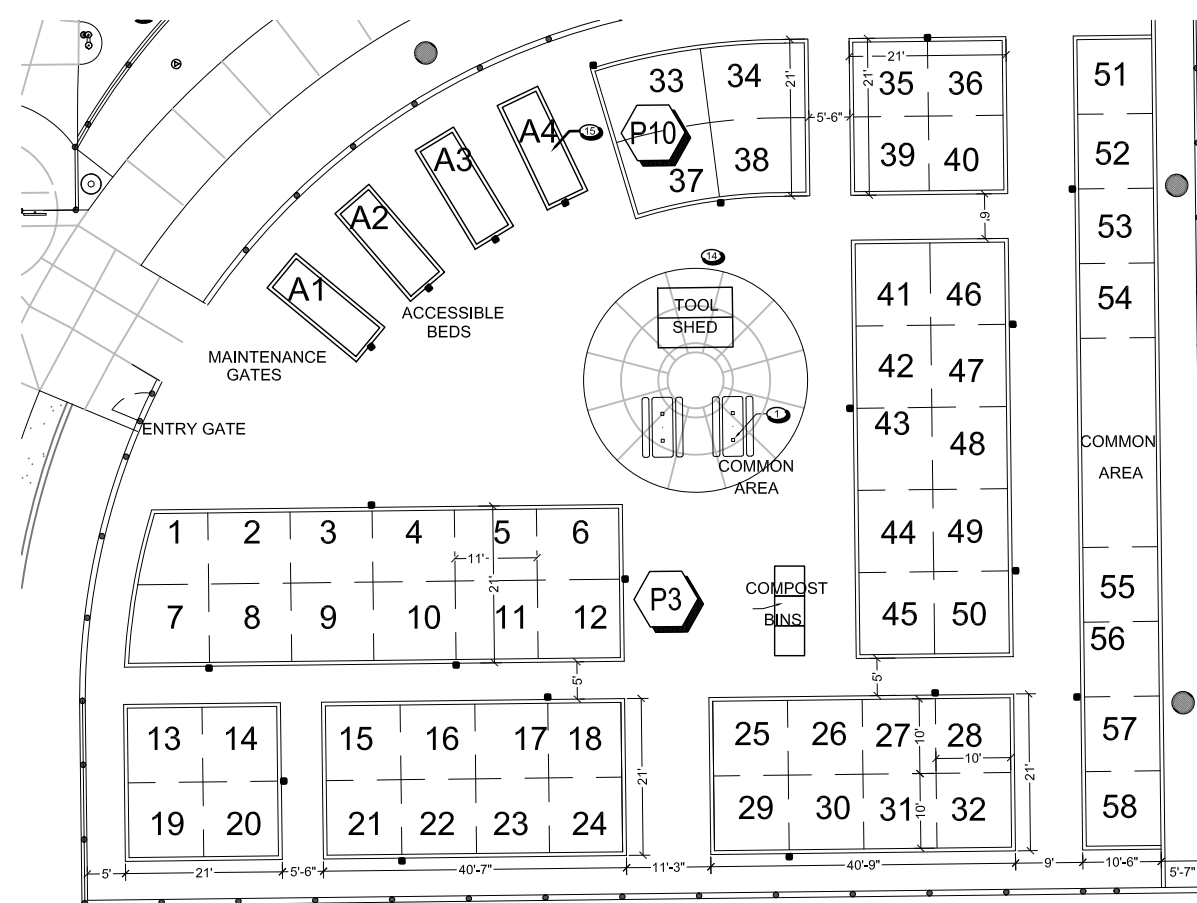


A Community Garden

Plan


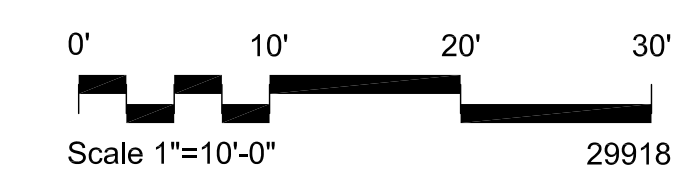


### Site Furnishings Legend

Key Note	Description	Manufacturer	Model #	Color	Detail	Qty
1	8' Concrete Picnic Table (Accessible)	Outdoor Creations	114 (Wood Grain)	Davis Grey	---	13
2	6' Concrete Benches	Outdoor Creations	427	Davis Grey	6/L6.5	13
3	Round Trash Receptacle with side door and lock	DuMor	157-RC	Charcoal	5/L6.5	7
4	Drinking Fountain with Pet Fountain	MDF	440 SM	Textured Burgundy	3/L6.5	2
5	Drinking Fountain with Jug Filler		440 SM		3/L6.5	2
6	Compost Bins	---	---	Natural	2/L6.9	---
7	---	---	---	---	---	---
8	Water Spigot Dual hose bib Single hose bib	---	---	---	1/L6.9	---
9	Bike Rack	DuMor	83-00-S-1	Charcoal	---	4
10	Park Rules Sign	Provided by City	---	---	4 / L6.5	4
10A	Dog Park Rules Sign (Mounted on fence)	Provided by City	---	---	4 / L6.5	3
11	Group BBQ	Little Tikes Commercial	LTPQG02N	---	---	1
12	Prep Table	Outdoor Creations	103	---	---	1
13	Proto II wall	Basalite	---	---	L6.16	---
14	8' x 10' Garden Shed w/o floor. Includes: Turbine vent, ridge vent, radiant barrier roof and 30 year shingle upgrade. Available through Tuff Shed, Phone (916) 483-8833. Contractor shall coordinate the placement of J-Bolts for shed attachment with Tuff Shed representative prior to concrete pour.	Tuff Shed	Pro-Ranch w/o Floor	Body: Onionskin Trim: Swiss Coffee Shingles: Brown wood	---	1
15	Raised Garden Bed	Durable Greenbed	4'x8'	---	3/L6.8	4
16	Concrete Park Monument Sign	Outdoor Creations	---	---	2/L6.7	1

### Paving Schedule

Key	Description	Color	Finish	Comments
P1	Concrete Paving	Natural Gray	Medium Broom	Broom finish perpendicular to path of travel detail 2/L6.4
P2	Concrete Paving (Vehicular)	Natural Gray	Medium Broom Finish	Broom finish perpendicular to path of travel. See Detail 1/L6.4
P3	Stabilized Decomposed Granite Paving	Tan	---	Community Garden surface See Detail 11/L6.4
P4	Mulch	Natural	N/A	Refer to specifications for additional information.
P5	Play Area Wood Fibar	Natural	N/A	Refer to specifications for additional information.
P6	Asphalt Paving Parking area	See Detail	See Detail	Refer to specifications for additional information. Detail 4/L6.4
P7	Asphalt Paving w/ Court surfacing	---	---	Refer to specifications for additional information. Detail 4/L6.4
P8	Non Stabilized decomposed granite	Tan	---	See Detail for more information. Detail 11/L6.4
P9	In-field Fines	---	---	Refer to specifications for additional information. Detail 12/L6.4
P10	Garden Soil	---	---	Imported Topsoil, 30% Topsoil/70% Mushroom Compost 6" Depth



**811**  
Know what's below.  
Call before you dig.

CITY OF SACRAMENTO  
 DEPARTMENT OF YOUTH, PARKS &  
 COMMUNITY ENRICHMENT  
 LANDSCAPE ARCHITECTURE SECTION  
 915 I STREET, FLOOR 3, SACRAMENTO, CA 95814



**BLACKBIRD PARK**  
 SACRAMENTO, CA  
 Community Garden Enlargement

LANDSCAPE ARCHITECT  
JDW

DESIGN BY/DRAWN BY  
JW / LR


CAD FILE

DATE JAN 2019

SCALE

P. N. L19109200

REVISIONS  
Addendum 4.4.19  
Addendum 11/18/19



SHEET NO.  
**L2.3**