

Sierra 2 Community Outreach Survey Executive Summary (revised 03/13/2023)

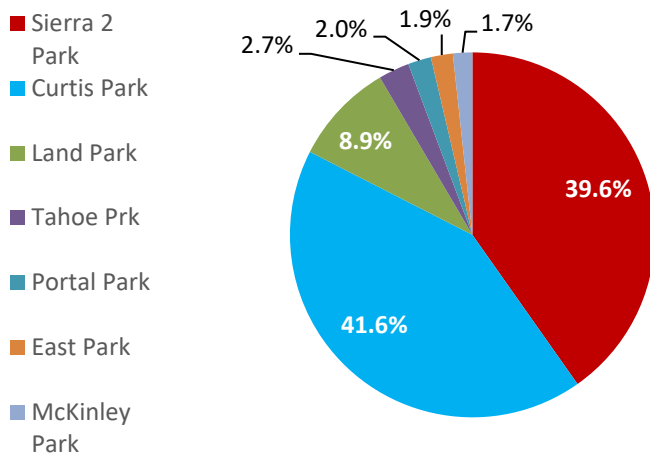
The Sierra 2 & Curtis Park Amenities Survey was created with the goal of soliciting community input and feedback regarding the community's use of the park space at Sierra 2.

The survey was open for a 28-day period between December 8th, 2022 and January 6th, 2023, and received **1,001 responses**. The survey was digitally distributed through social media and email campaigns to Sacramento Community-based organizations (CBOs) and emailed directly to all profiles in the YPCE program registration database.

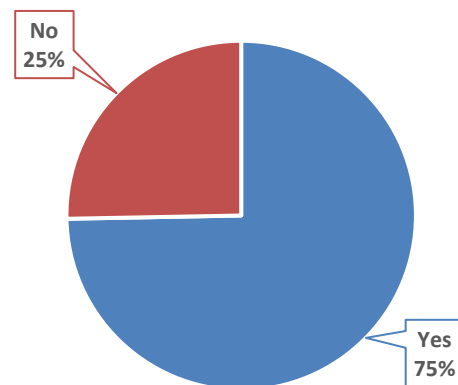
Demographics:

Most respondents live nearest to either Curtis Park (41.6%) or Sierra 2 Park (39.6%) with neighboring communities accounting for 8.3% responses. The majority (75%) of respondents identified themselves as dog owners; of those respondents, 75.47% owned 1 dog, 22.12% owned 2 dogs, and 2.41% owned more than 2 dogs. Of respondents' dogs, 68.32% were large and 38.24% were small. Respondents who use Sierra 2 for their dogs 61% are off-leash, 7% are on-leash. While 32% do not use Sierra 2 Park for their dogs at all. From this information the majority of Sierra 2 park users are from the Curtis Park neighborhood. The majority of these users are dog owners and walk their dogs off leash at Sierra 2 Park.

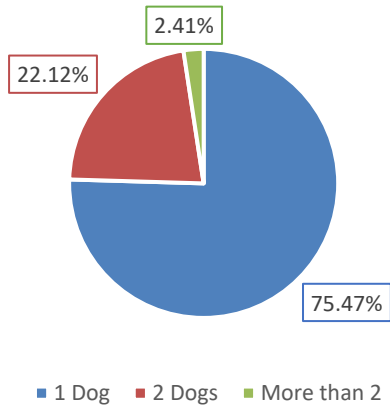
What park is the closest neighborhood park to your residence (it can be anywhere in the city)?



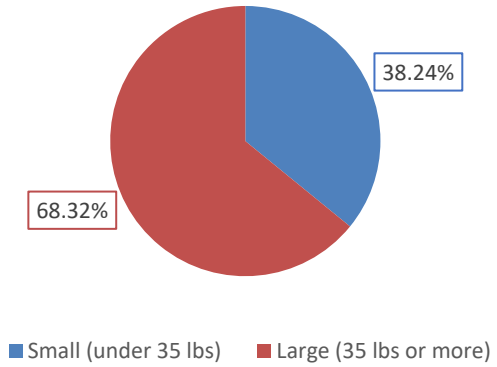
Are you a dog owner?



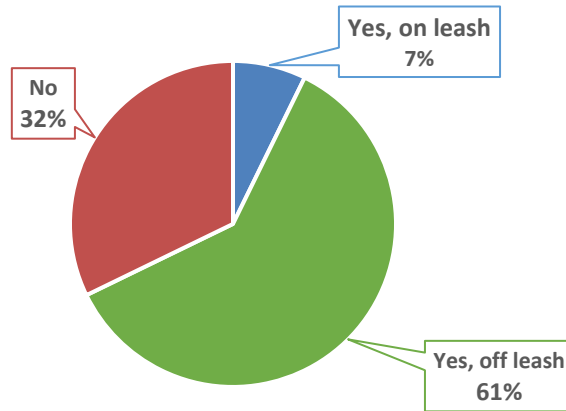
If so, how many dogs do you own?



**If so, what size are your dogs?
(check all that apply)**



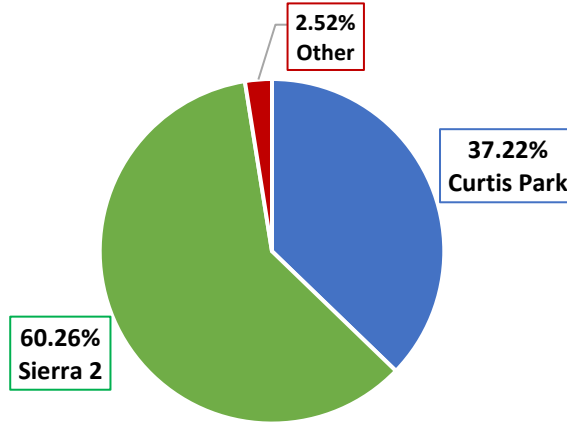
Do you use Sierra 2 for your dog(s)?



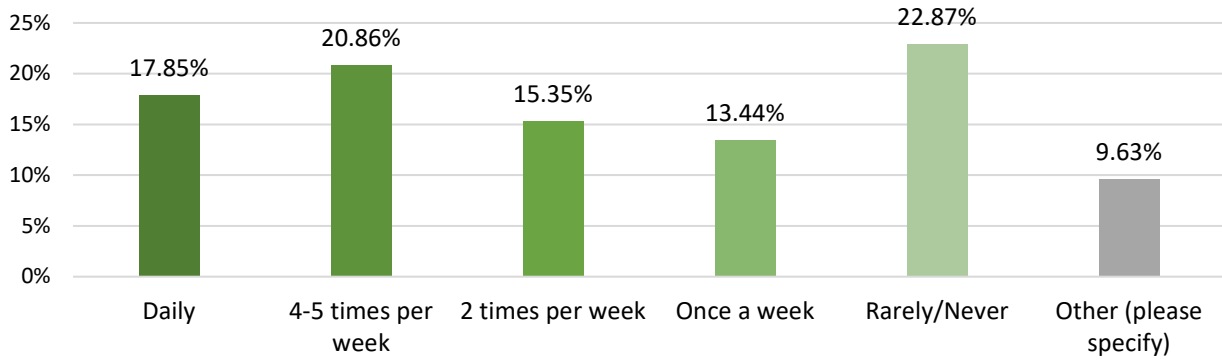
Park Use Frequency:

At 60.26%, the majority of respondents visit Sierra 2 Park the most frequently, followed by Curtis Park at 37.22%. For those visiting Sierra 2 Park 54% use the park more than twice a week. 58.5% of users visit Sierra 2 more than once a week for their dog, while 32.75% of users never visit the park or do not own a dog.

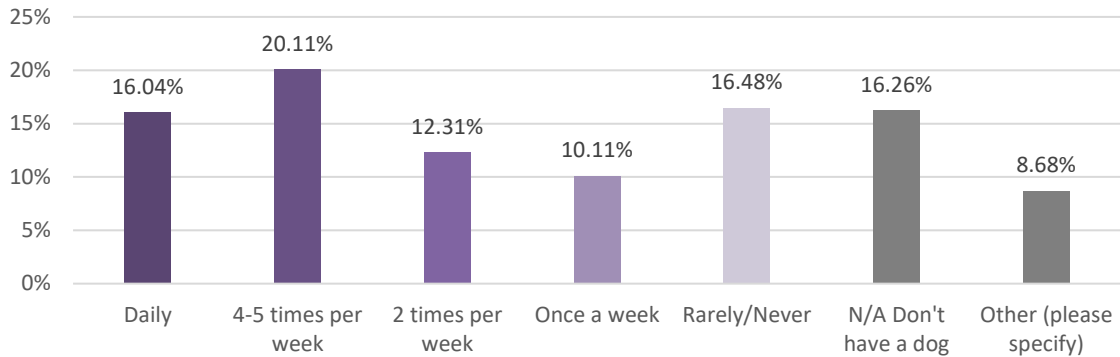
In the Curtis Park neighborhood, which park do you visit most frequently?



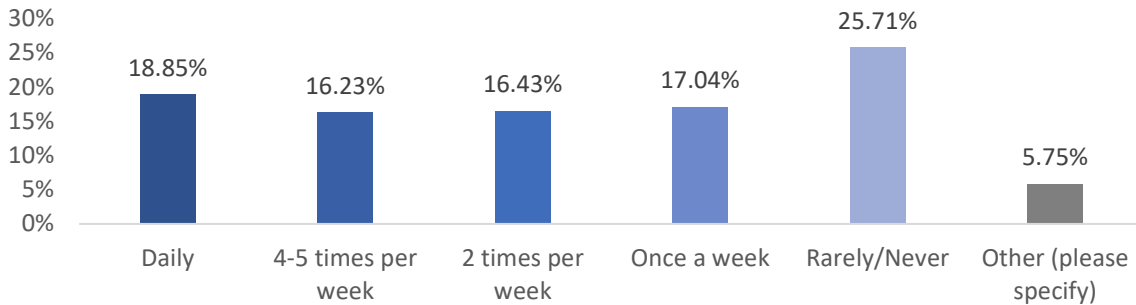
How often do you visit Sierra 2 Park?



How often do you visit Sierra 2 Park for your dog(s)?



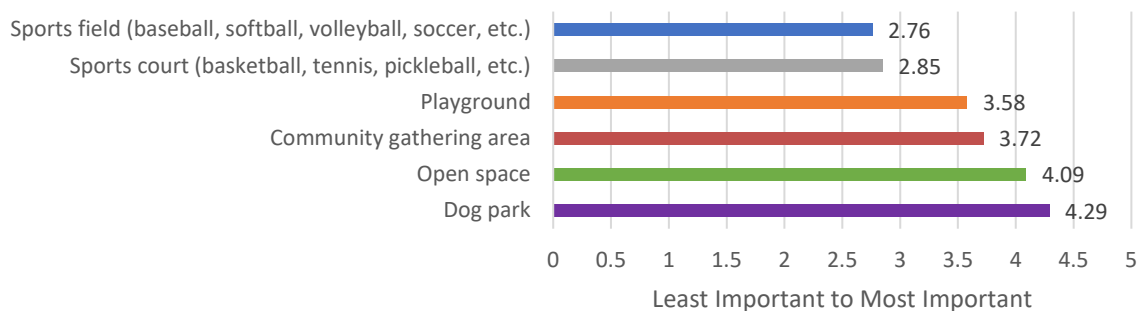
How often do you visit Curtis Park?



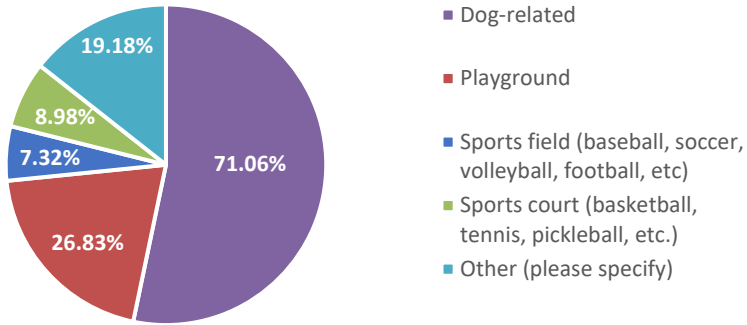
Desired Amenities:

Respondents ranked 6 types of park amenities from least important to most important. Dog parks and open space were the most valued amenities by respondents, receiving scores of 4.29 and 4.09 respectively. Community gathering areas and playgrounds followed at 3.72 and 3.58, respectively. Sports fields and sports courts were the least important of the amenities provided to respondents, receiving scores of 2.76 and 2.85, respectively. Only 3 respondents skipped this question.

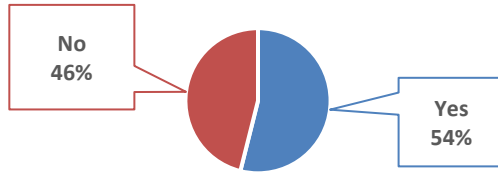
What amenities are most important to you overall? (Ranked)



**What activities do you do at Sierra 2 Park?
(select all that apply)**

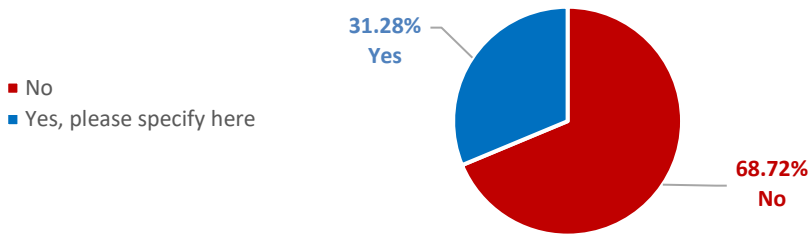


If the City were to install a dog park to city development and safety standards at Sierra 2, would you use the other amenities more often?



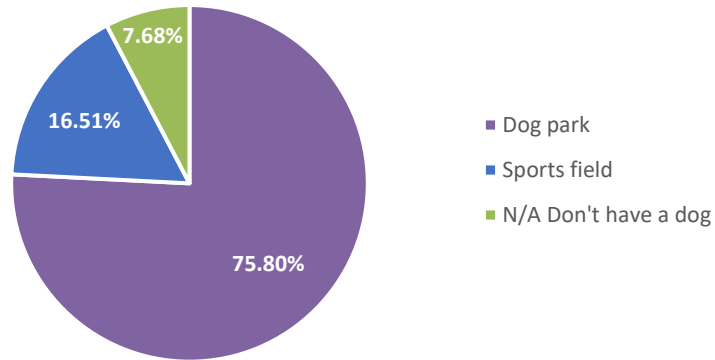
Q9: A majority of respondents said they experienced no barriers to their activities or use of Sierra 2 Park. However, a sizable 31.28% did indicate barriers to use. 58 respondents skipped this question.

Are there barriers to your activities or use of Sierra 2 Park?



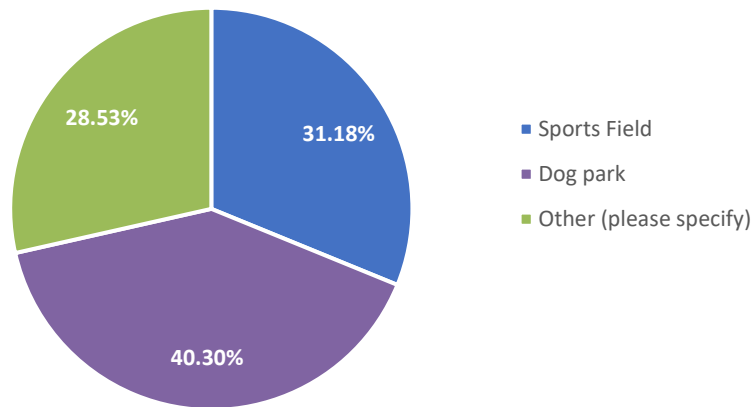
Q12: When asked to choose between a sports field and a dog park in Sierra 2 Park, respondents overwhelmingly preferred a dog park (75.8%). 38 respondents skipped this question.

Sierra 2 is not large enough to accommodate both a dog park and a sports field. Which would you prefer at Sierra 2?



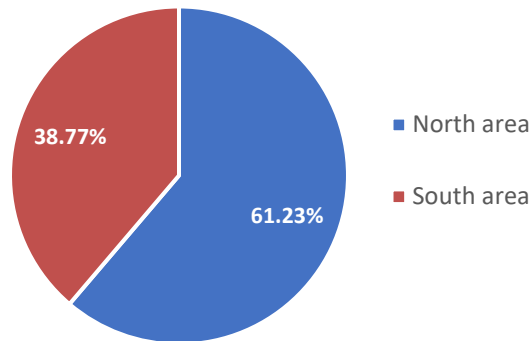
Q15 At Curtis Park, results were more divided, with 40.3% of respondents preferring a dog park, 31.18% preferring a sports field, and 28.53% preferring some other amenity. 58 respondents skipped this question.

If renovations were made at Curtis Park which amenity would you prefer?



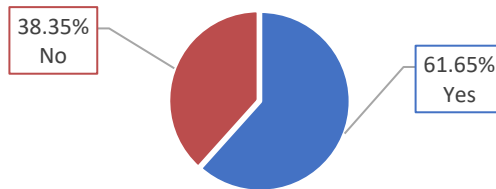
Q16: Of the 926 respondents to this question, 61.23% preferred a fence dog park to be in the north of Curtis Park, while 38.77% preferred it in the south.

If a fenced dog park were installed at Curtis Park, where would you prefer it located?



Q17: 61.65% of respondents said they would help with funding for their desired amenity in Sierra 2 or Curtis Park, while 38.35% indicated they would not. 31 respondents did not answer this question.

Would you as a survey participant personally donate funds or help raise funds to add your preferred amenity to improve Sierra 2 or Curtis Park facilities?



Community Feedback

Sierra 2 park is of particular importance to multiple communities within the Curtis Park and surrounding neighborhoods. The park takes on multiple uses the most popular of which include; soccer, dog walking, off leash dog activity, and playground recreation. The majority of the focus from the community appears to come from two areas of interest, soccer and off leash dogs. Dog park use is referenced in 143 written responses of those responses 60 refer to off-leash dog use and 25 refer to dog related exercise. Therefore, a majority of the respondents are in favor of off leash dog use. The comments against dog use were primarily directed at the existing use of the park with off leash dogs and lack of safety controls or separation. Many of the safety concerns were directed at more fencing to make a dedicated area for dogs separated from the children’s playground The next most frequently used term in the responses was playground with 47 responses. These responses favor keeping the existing playground while making it safer around off leash dogs.