

Sacramento Vision Zero Action Plan Update

Community Meeting Presentation

January 29, 2026

City of
SACRAMENTO | FEHR & PEERS



Community Workshop 1

Welcome


Welcome to the City of Sacramento's Vision Zero Action Plan Update Workshop! We are excited to share our vision for safer streets and encourage your valued participation.

This workshop aims to provide a platform for community members to learn about the City of Sacramento's Vision Zero Action Plan Update, share insights, and collaborate to enhance safety in Sacramento.

Agenda

- Welcome
- Vision Zero Past, Present & Future
- Vision Zero Plan Update
- Project Schedule
- Stay Involved

After Short Presentation:
Open House Stations and
Community Conversations



Vision Zero

Past, Present , and Future

What is Vision Zero?

Vision Zero is our commitment to eliminating traffic deaths and serious injuries through collaborative efforts, safe infrastructure, and community engagement to foster safer streets for everyone.



VISION ZERO
SACRAMENTO

Our Safety is Homegrown

Sacramento Vision Zero Action Plan (2018)



RESOLUTION NO. 2017-0032

Adopted by the Sacramento City Council

January 19, 2017

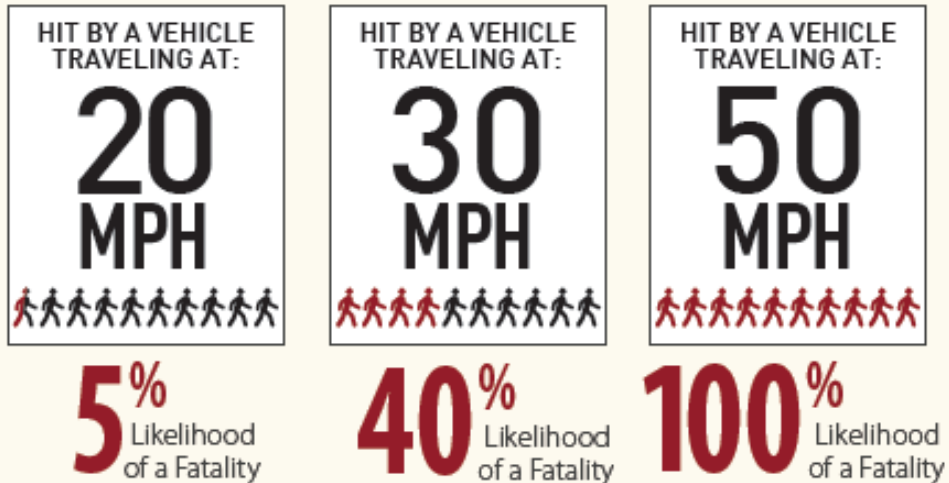
RESOLUTION OF THE CITY OF SACRAMENTO TO ADOPT A VISION ZERO GOAL

BACKGROUND

- A. Traffic safety impacts our community, neighborhoods, health and Sacramento's livability.
- B. During the five-year period from 2010-2014, 130 people died in traffic crashes in Sacramento (26 deaths per year) including 48 pedestrians and 13 bicyclists.
- C. Over the six-year period from 2008-2013, in the category of over-all traffic safety, when compared to cities with a population greater than 250,000, the City of Sacramento ranked 1 of 13 in 2008, 2009, 2010, and 2011, 3 of 13 in 2012, and 6 of 14 in 2013.
- D. Vision Zero provides a framework for reducing traffic deaths and serious injuries through a comprehensive approach.
- E. On March 15, 2016, Council passed Motion No. 2016-0074 directing the City Manager to 1) develop a Vision Zero Action Plan toward eliminating traffic deaths in Sacramento; and 2) establish a Vision Zero Task Force to assist in developing and implementing the Vision Zero Action Plan.
- F. In October 2016, the City of Sacramento embarked on its Vision Zero Action Plan and formed a Vision Zero Task Force.

Sacramento Vision Zero Action Plan (2018)

Unsafe speed is the leading cause of crashes. **2/3 of fatal crashes** occur on streets with a posted speed of 40+ mph, which account for just **10% of the City's street network**



Top 10 profiles



Unsafe Speed on
Non-Local Streets



Broadside
Crashes



Pedestrian Crossing
Outside of an Intersection
or Crosswalk



Alcohol
Involved



Driver Making Left
Or Right Turn



Pedestrian Crashes
Near Transit Stops



35+ MPH
Streets



Crashes in
Commercial Areas



30+ MPH
Streets



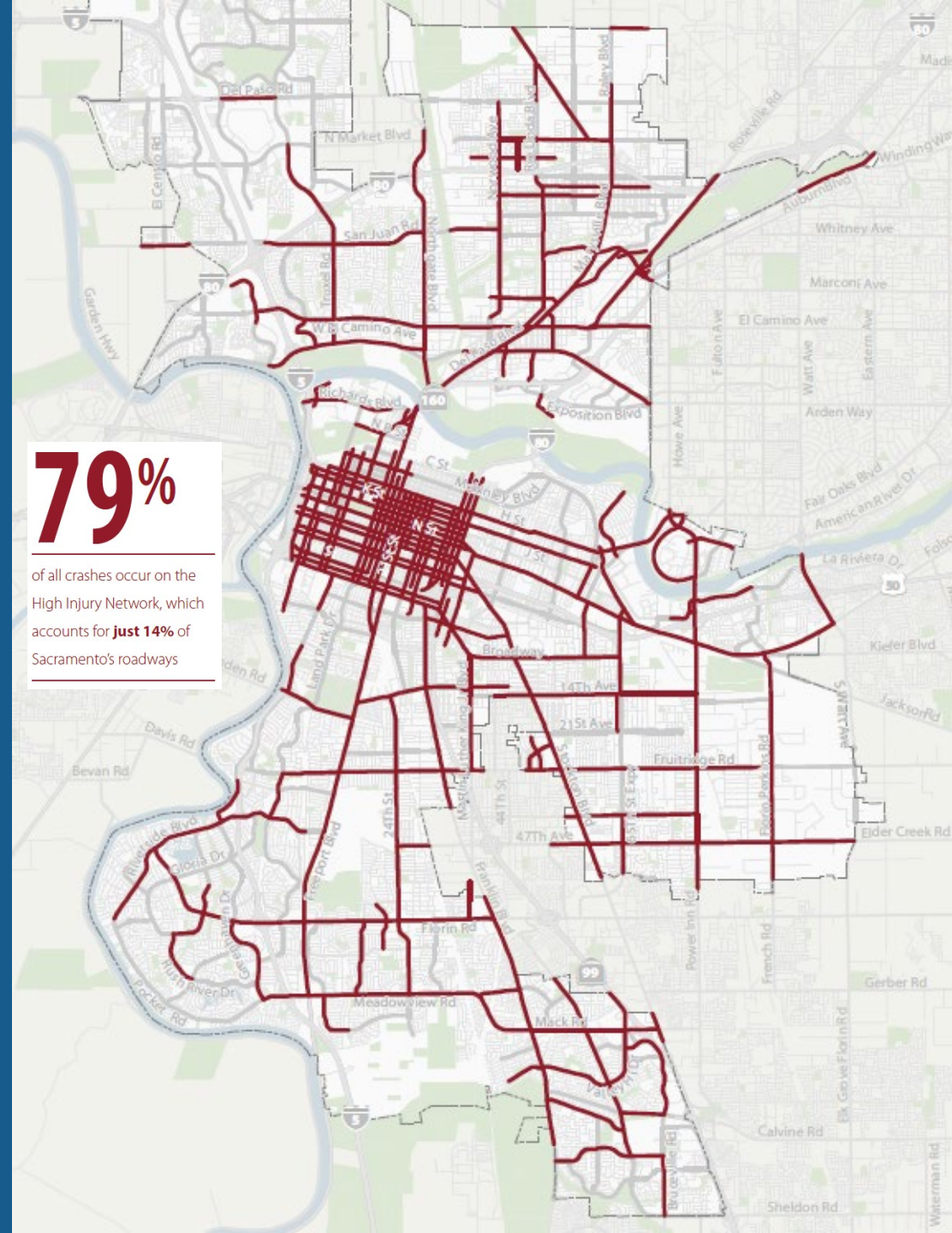
60+ Year
Old Pedestrians

Vision Zero 2018 Actions

1. Vision Zero Program
2. Street Design
3. Dangerous Behaviors
4. Access to Key Destinations
5. Vulnerable Road Users

79%

of all crashes occur on the
High Injury Network, which
accounts for **just 14%** of
Sacramento's roadways



Since 2018...



Since 2018...

In design, construction estimated 2026

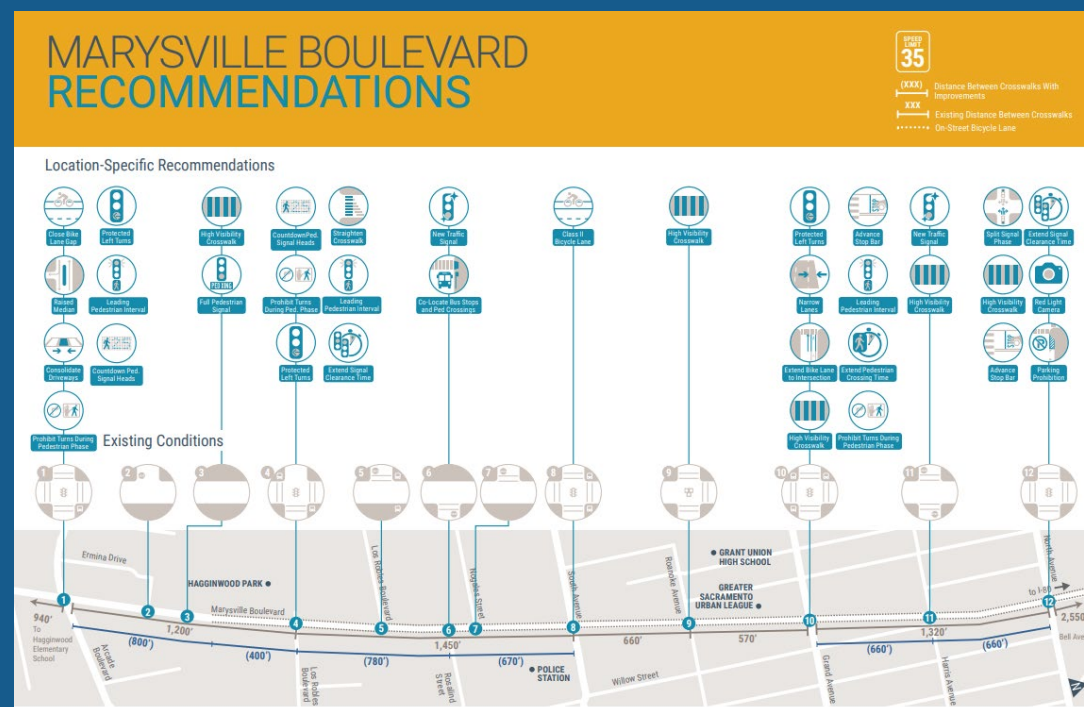
Road diet done!

In design, have most of the needed construction funding

Preliminary design underway as part of the Stockton STEP (Safety and Transit Enhancement Project) project

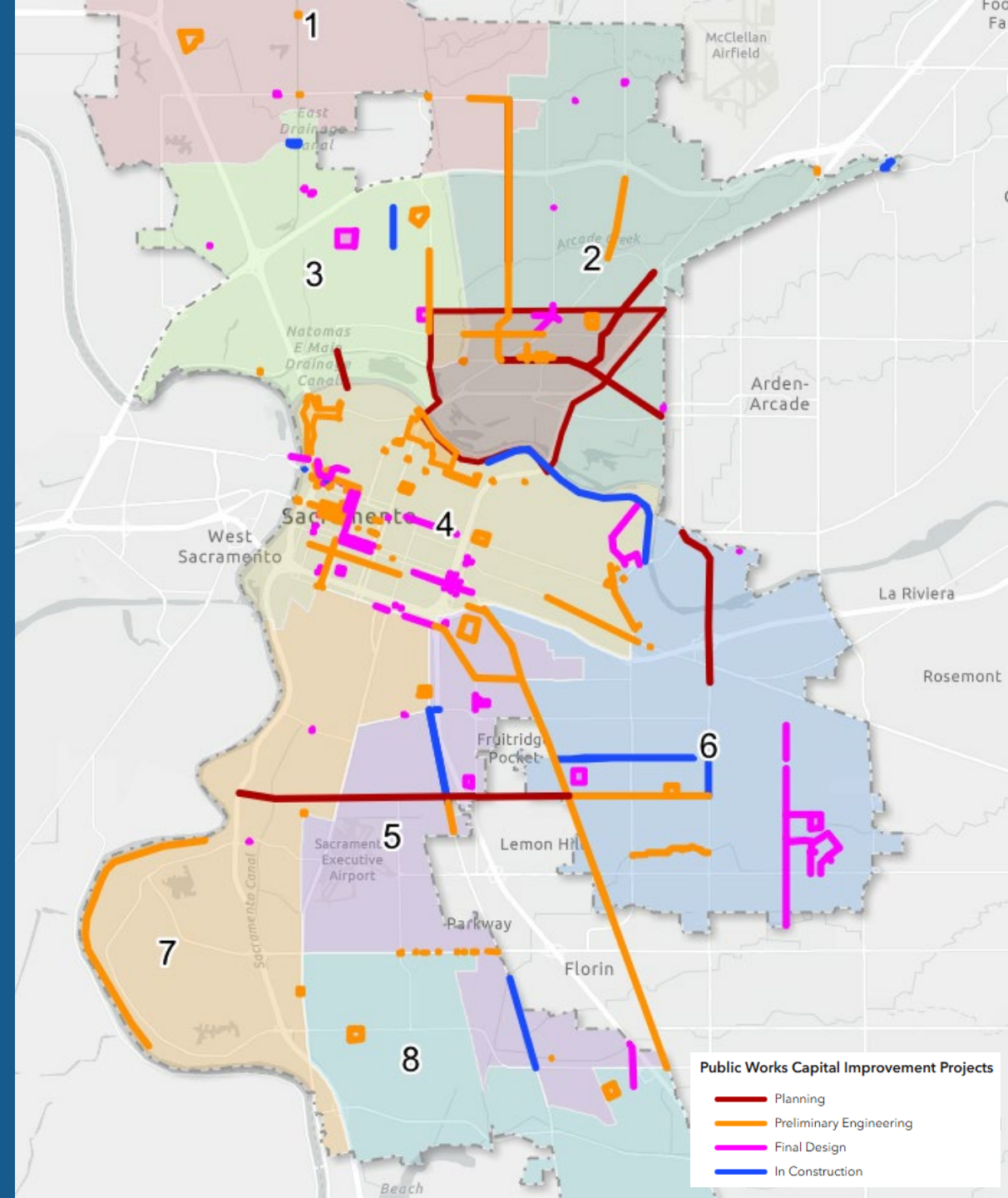
Won Caltrans planning grant, planning started

Planning phase nearly complete



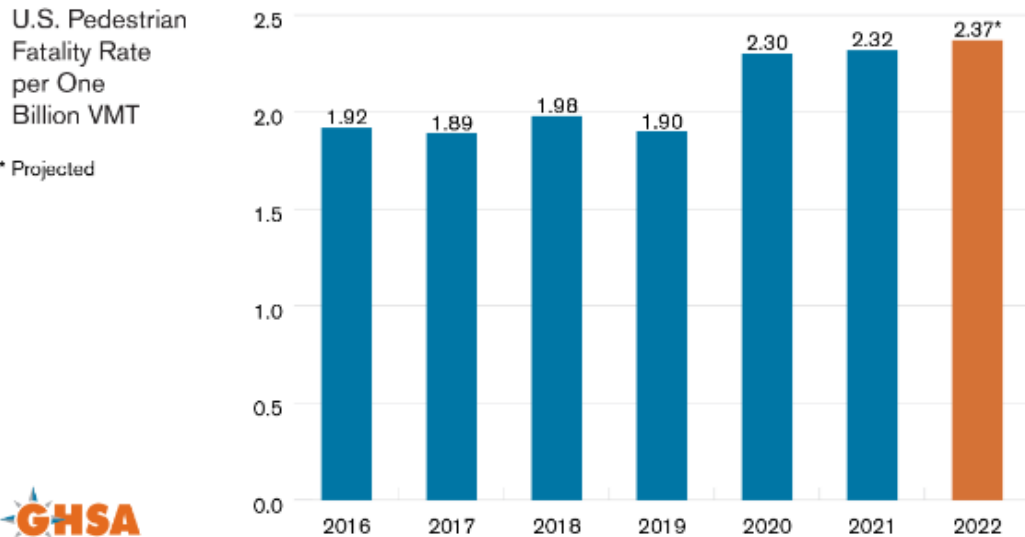
What's going on now?

- Speed Limit Setting Study
- Street Design Standards Update
- Tactical Action Group (quick builds)
- Collision Dashboard
- AB 413 Daylighting Implementation

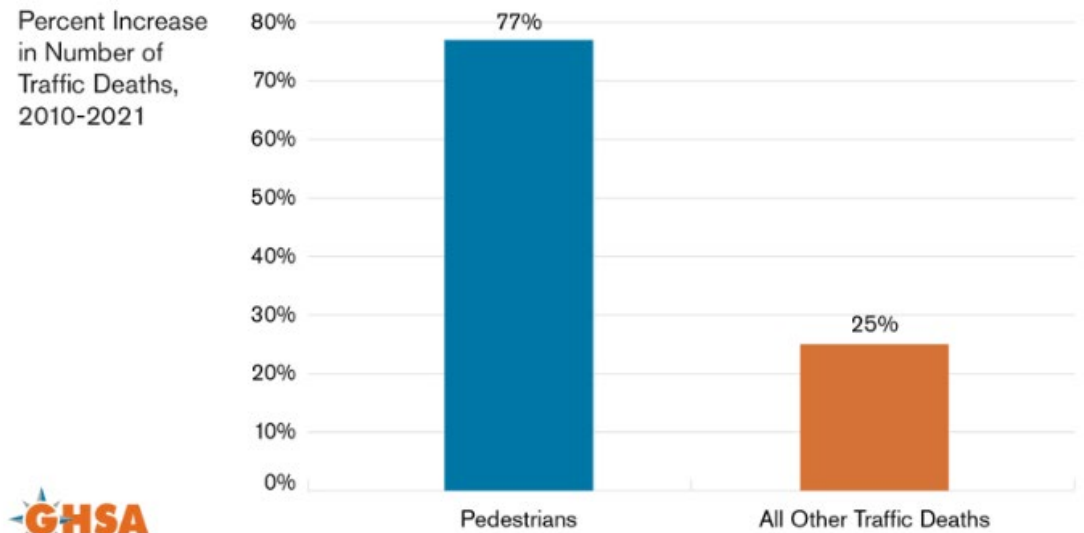


National Crash Trends

Pedestrian Fatality Rate Increased Yet Again in 2022



Pedestrian Deaths Are Increasing Faster Than All Other Traffic Fatalities



Source: Governors Highway Safety Administration Pedestrian Traffic Fatalities by State: 2022 Preliminary Data
<https://www.ghsa.org/resources/Pedestrians23>

2015 - 2024

In Sacramento...

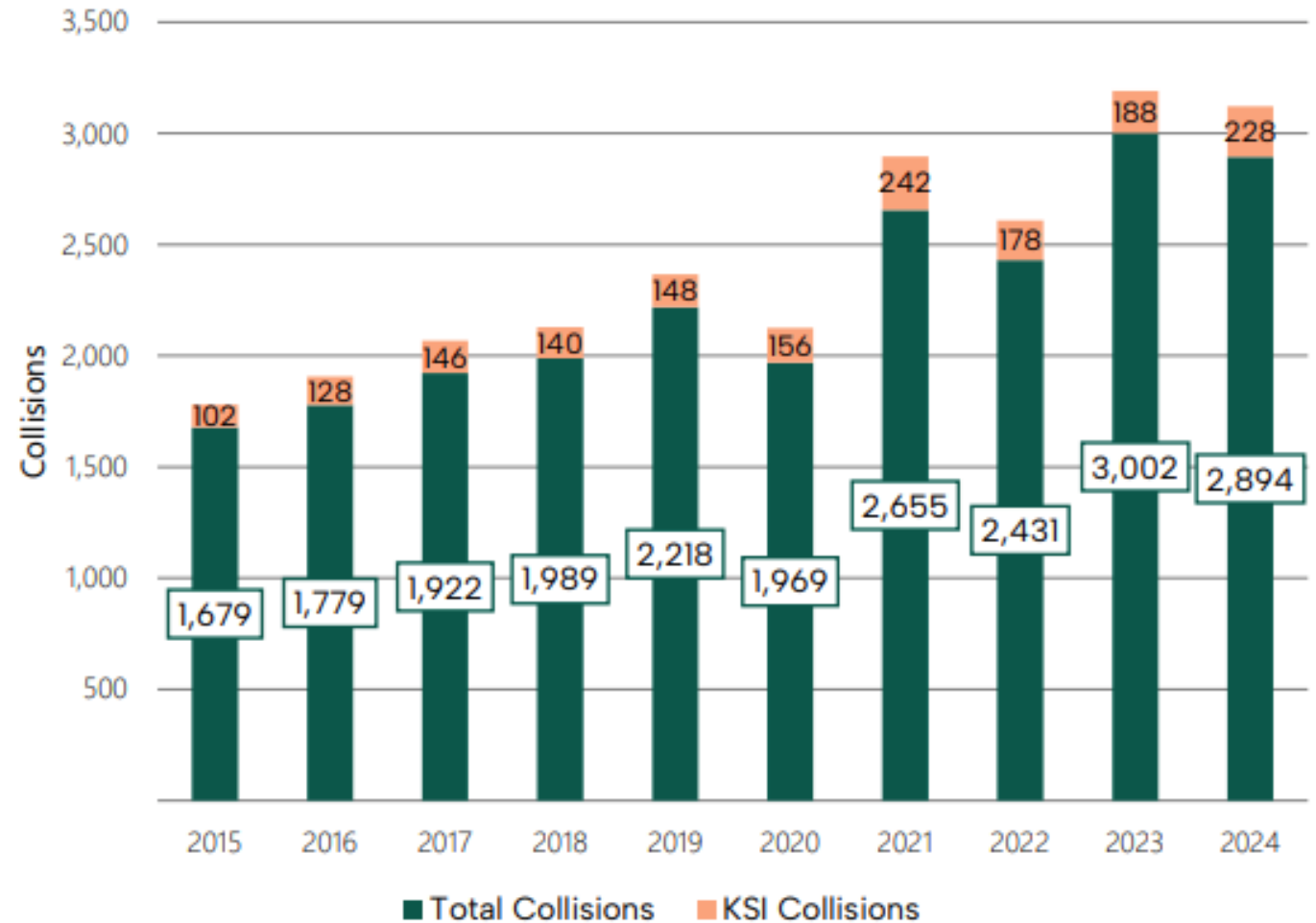
22,538 injury collisions

1,656 severe injury or fatal collisions

1,941 involved people walking

1,966 involved people biking

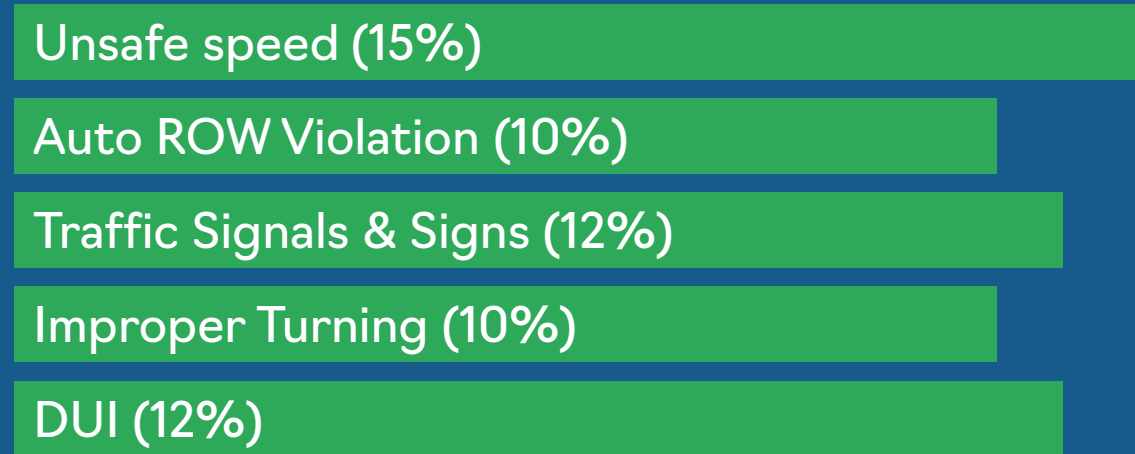
Figure 1 : Total and KSI Collisions



2015 - 2024

Sacramento KSI Collision Factors & Types

Top Primary Collision Factors



Top Collision Types

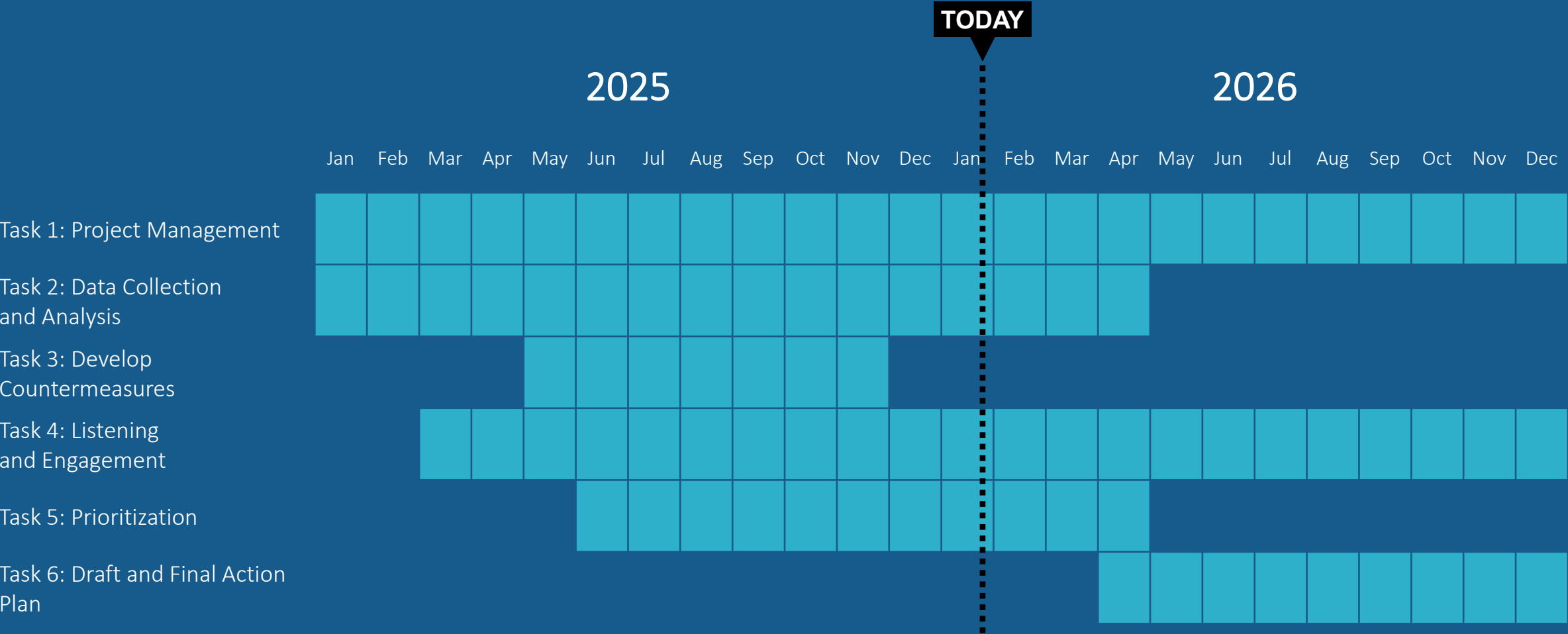


What Will the Vision Zero Update Do?

- Updated Collision Data Analysis and Profiles
- Robust Community Engagement
- Meet State and Federal Standards
- Implementable Recommendations



Project Schedule



What's here today?

Open House Stations &
Community Conversation
Corners

Two key topics:

- High-Injury Network
- Draft Actions

High Injury Network

What is a High Injury Network?

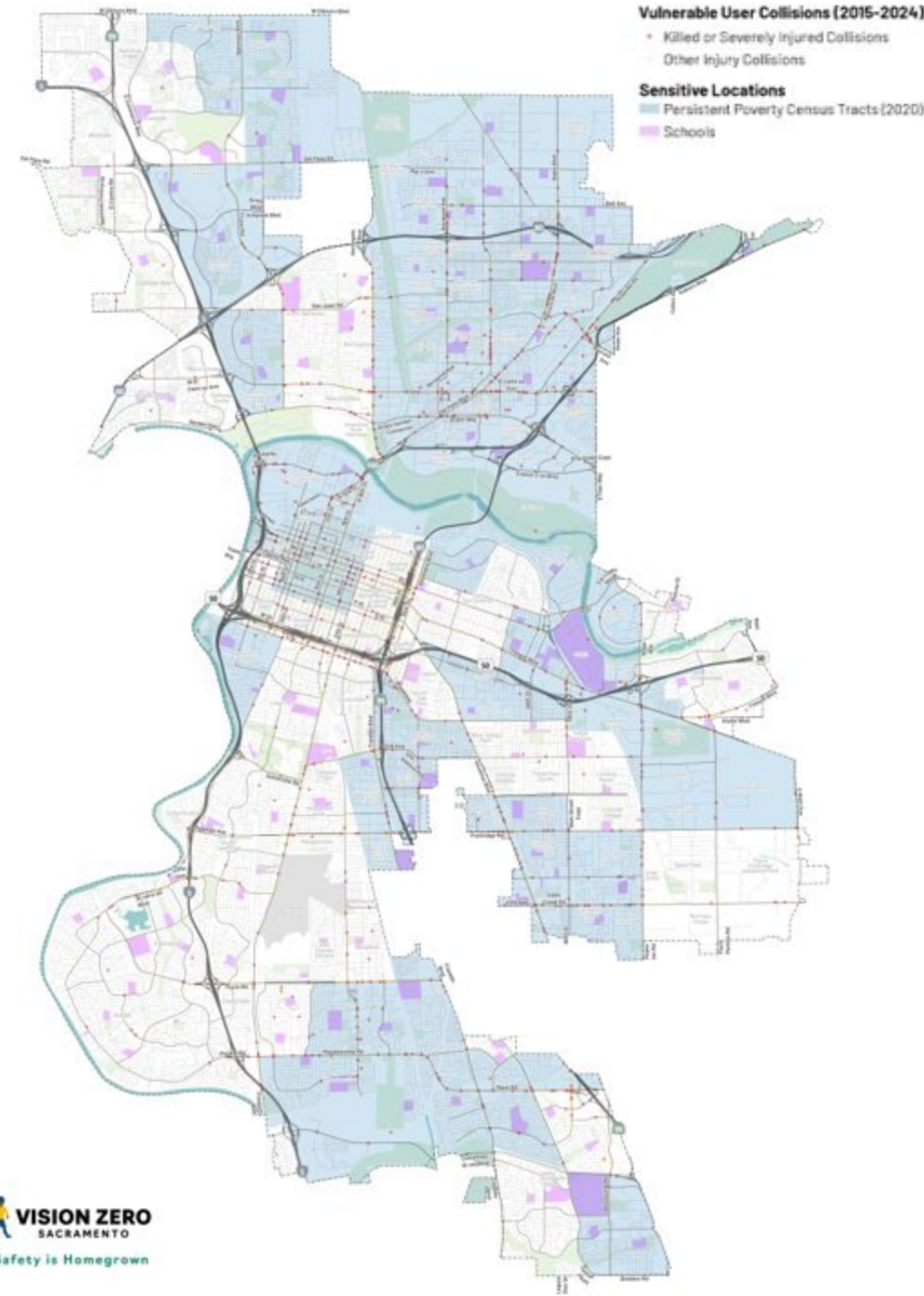
A set of streets within the City where there been the highest frequency and severity of crashes.

In the past, streets were evaluated based only on the severity of reported crashes.

High Injury Network

A new state law allows cities to also give additional priority to locations with crashes:

1. Involving people walking or biking or involving youth or older adults (i.e., vulnerable road users)
2. Within or near sensitive areas such as schools and disadvantaged communities



Desired Input: Pick Your Priorities

What do you want the City to emphasize in identifying the High Injury Network?

- Crash severity only

Crashes involving:

- Youth
- Older Adults
- People walking and biking

Crashes occurring:

- Near Schools
- In Disadvantaged Area

Draft Actions

What are “actions” & how were they developed?

Actions are listed in the Vision Zero Action Plan to give direction to the City and other agency partners on what specific projects, policies, and programs they should advance to improve safety outcomes in Sacramento.

The draft actions are based on crash analysis, review of existing practices, and industry resources on how to improve safety.

What criteria were used to prioritize draft actions?



Effectiveness at Reducing Fatal & Severe Injury Crashes



Partnerships Required to Implement



Cost to Implement

Overview: Draft Actions & Priorities

Types of Actions	High Priority	Medium Priority	Low Priority
New Process	-	5	2
Modify Existing Process	6	2	-
New Program	-	-	1
Modify Existing Program	-	1	-
Implement Street Changes	6	4	-
Education	-	1	1
Advocacy for Legislation	-	1	-
New Data	-	-	1
Total	12	14	5

Key Questions

1. Are there topics not addressed that you think should be added?
2. Are there specific actions or types of action you think should be given higher priority?

Stay Involved



- Take the survey
- Sign up for updates at VisionZeroSac.org
- Over the next weeks we'll be:
 - Going on the road to community meetings
 - Hosting Community Conversations
 - Hosting Pop-In Events

Thank You!