

SPD Violent Crime Reduction Strategy 2022

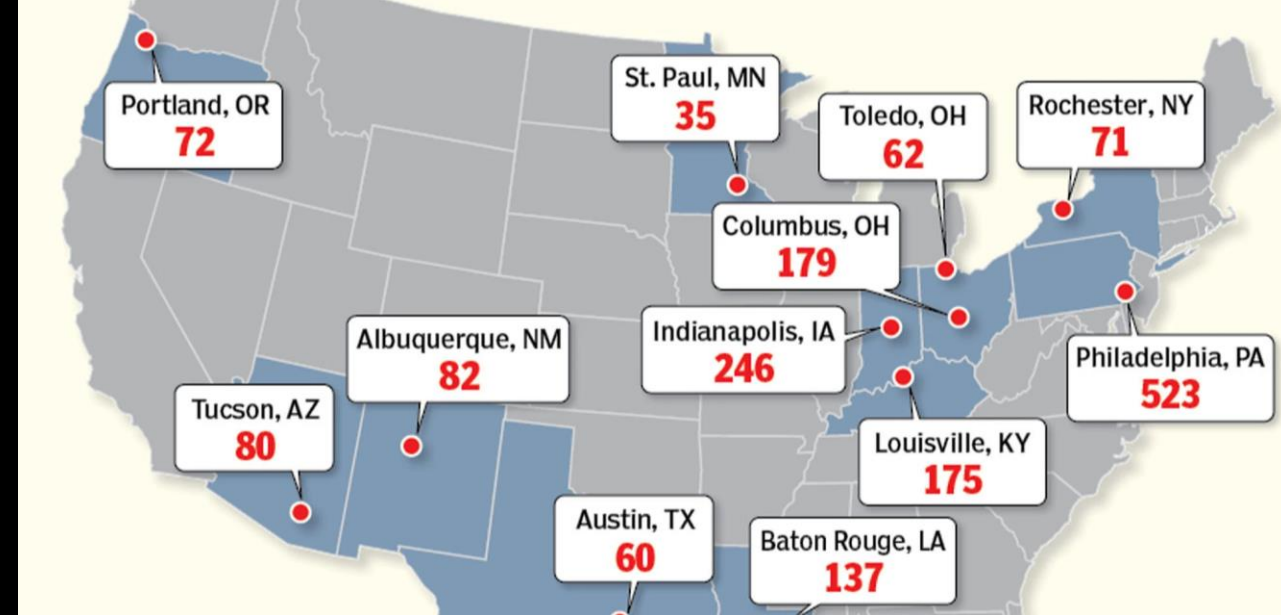


JOSEPH E. ROONEY POLICE FACILITY
5303 FRANKLIN BOULEVARD

Chief of Police Kathy Lester

State of violent crime

- ◆ Both violent and property crimes significantly decreased between 1993 and 2019
- ◆ Gun violence across the United States has risen 30% in 2020 compared to 2019
- ◆ Violence in 2021 at least 12 large US. Cities hit an all-time high for homicides



Violent Crime Survey- MCCA National Totals



United States	2019	2020	2021	Increase
Homicide	6,087	8994	9548	36%
Robbery	101,613	119,968	116,109	13%
Aggravated Assault	257,885	302552	311,917	18%

Sacramento Violent Crime



	2019	2020	2021	Last year increase	Change since 2019
Homicide	34	44	58	31.8%	70.5%
Robbery	1039	879	994	13%	- 5%
Aggravated Assault	2023	2501	2895	15.75%	43%

Gun Violence Mass Shooting Archive

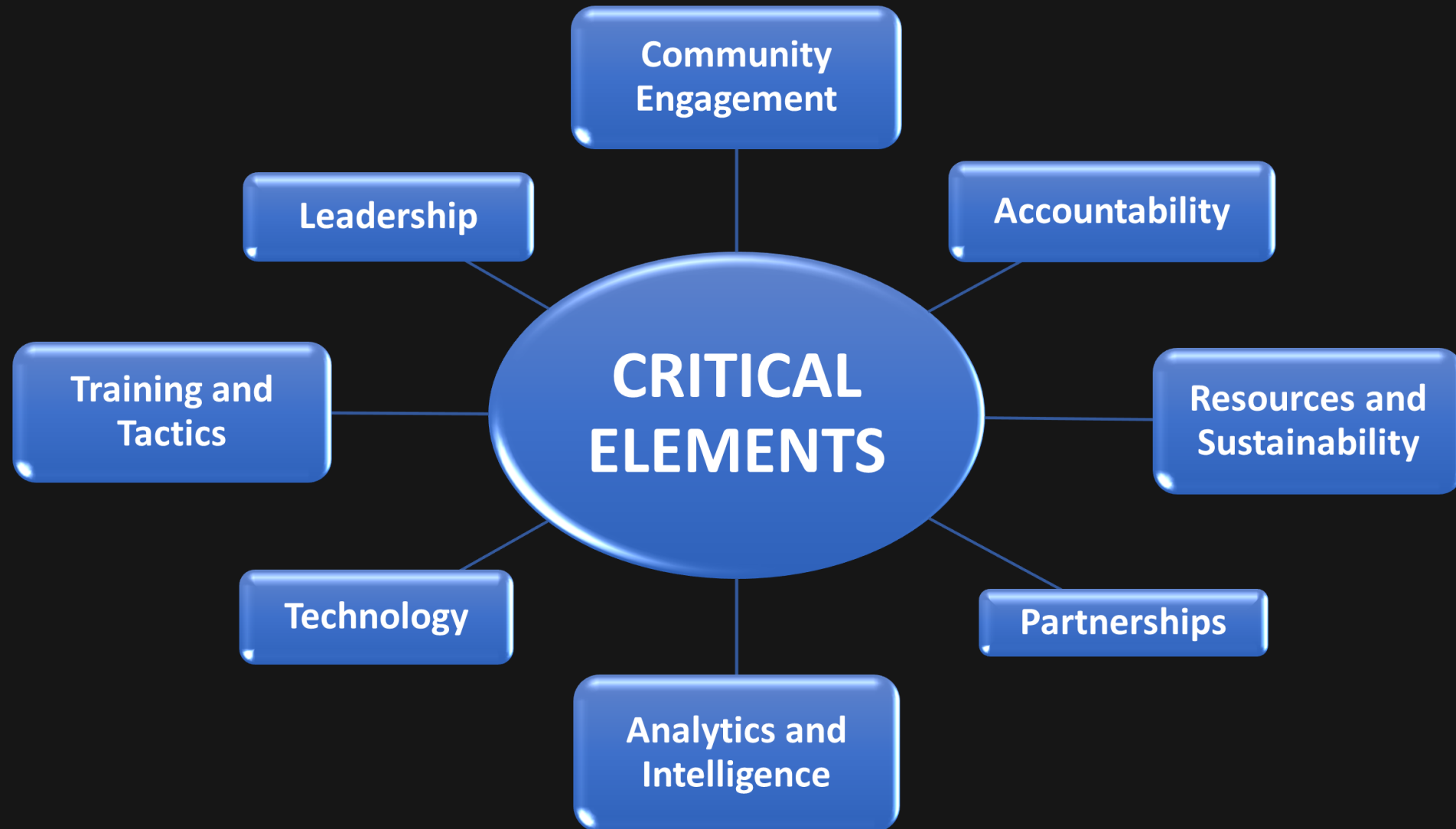
- ◇ 246 mass shootings through June 5
- ◇ 2019- 417
- ◇ 2020- 610
- ◇ 2021- 692
- ◇ 2022- 278 deaths and 1,357 people shot

Industry Best Practice

- ◆ *Violent Crime Reduction Operations Guide (VCROG)*
- ◆ Serves as theoretical framework for agencies to address violent crime
- ◆ In line with Sacramento's goal of improving community trust while providing excellent public safety



Violent Crime Reduction Framework



Optimized Hotspots

- ◇ Improved data analysis provides more precise response
- ◇ Outreach Before Enforcement (OBE)

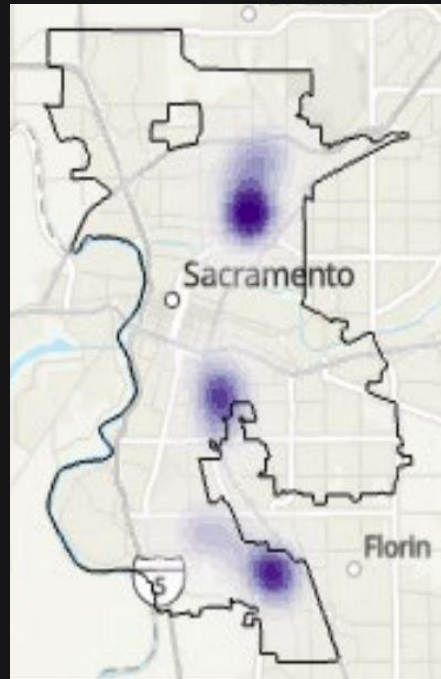


Figure 1. Kernel Density (Old Method)

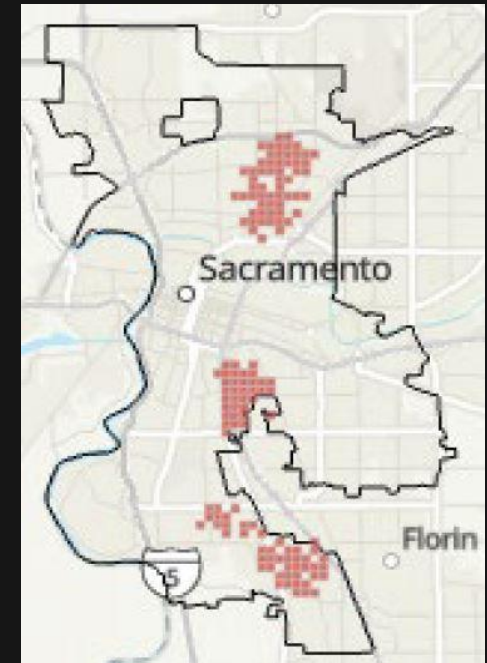
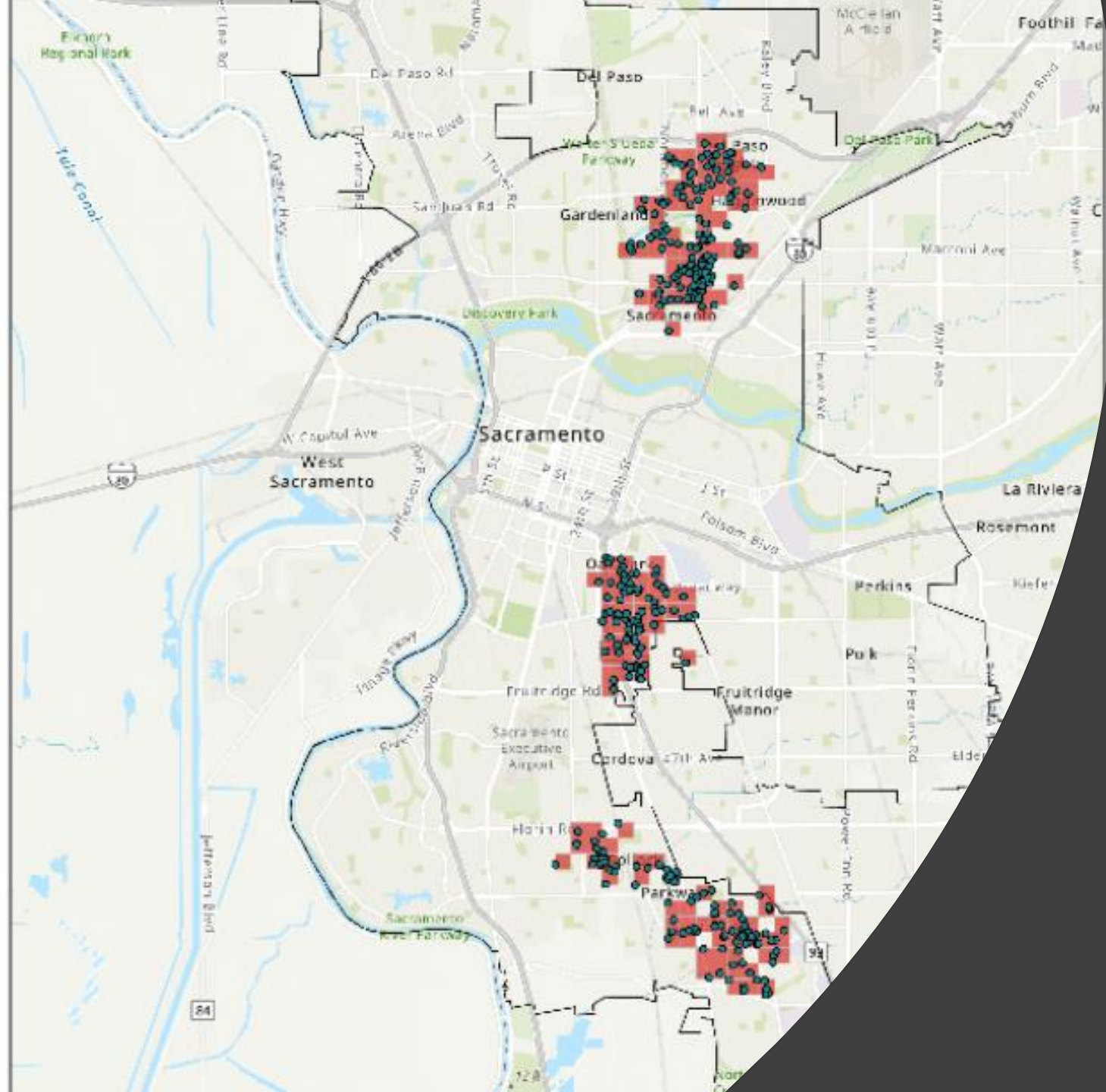


Figure 2. Optimize Hotspot (New Method)



Moving from Statistics to Analysis

Gun Crime Hot Spot Zone Temporal Analysis																									
	0	100	200	300	400	500	600	800	900	1000	1100	1200	1300	1400	1500	1600	1700	1800	1900	2000	2100	2200	2300	Grand Total	
SUNDAY	10	5	4	7	3	1	0	0	1	1	0	2	2	0	2	0	3	2	5	4	1	5	8	66	
MONDAY	3	1	3	3	2	0	0	1	0	0	1	2	4	0	1	1	2	8	2	11	0	3	5	53	
TUESDAY	6	4	1	0	1	1	2	1	0	1	2	1	0	2	1	1	2	2	2	2	4	2	4	42	
WEDNESDAY	2	5	3	1	1	0	0	0	0	3	1	0	0	3	2	4	1	2	1	1	4	4	5	43	
THURSDAY	5	2	2	1	1	4	0	0	0	2	1	0	1	0	2	1	1	2	3	2	3	5	4	42	
FRIDAY	8	6	4	1	2	2	0	0	1	0	1	1	1	0	2	0	2	1	4	5	7	5	4	57	
SATURDAY	8	4	3	3	0	0	1	1	2	3	0	4	2	3	2	1	1	2	9	8	7	6	6	76	
	42	27	20	16	10	8	3	3	4	10	6	10	10	8	12	8	12	19	26	33	26	30	36	379	

2021 Shooting Table Crimes by Beat																				
1A	1B	1C	2A	2B	2C	3A	3B	3M	4A	4B	4C	5A	5B	5C	6A	6B	6C	6D	6E	Grand Total
25	17	21	40	53	36	16	9	13	35	32	26	27	65	42	66	16	57	4	8	608

Geography and
Temporal Analysis

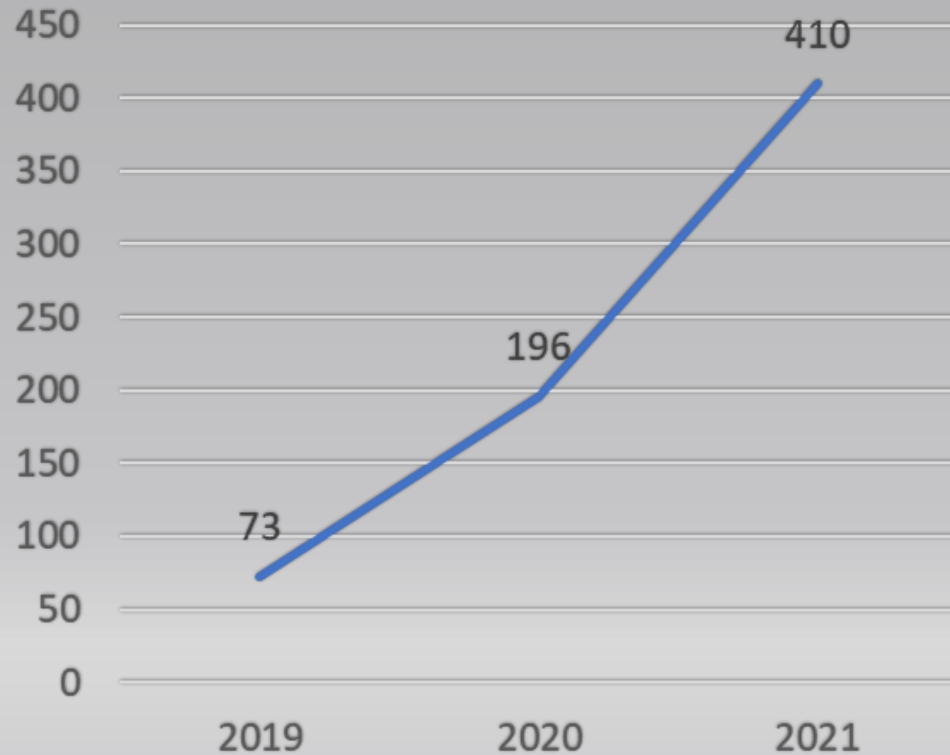
2022 Firearm Crime Stats

Firearm Crime Stats	YTD
Firearms Seized	618
Firearms Lost/Stolen	93
Firearm Possession Arrests	393
Shooting Crimes	294
Shooting Victims	76
Brandishing	78
ShotSpotter - Activations	339
ShotSpotter - Rounds Fired	1128

Privately Manufactured Firearms

YTD 2022 – 110 Seizures

Ghost Gun Seizures

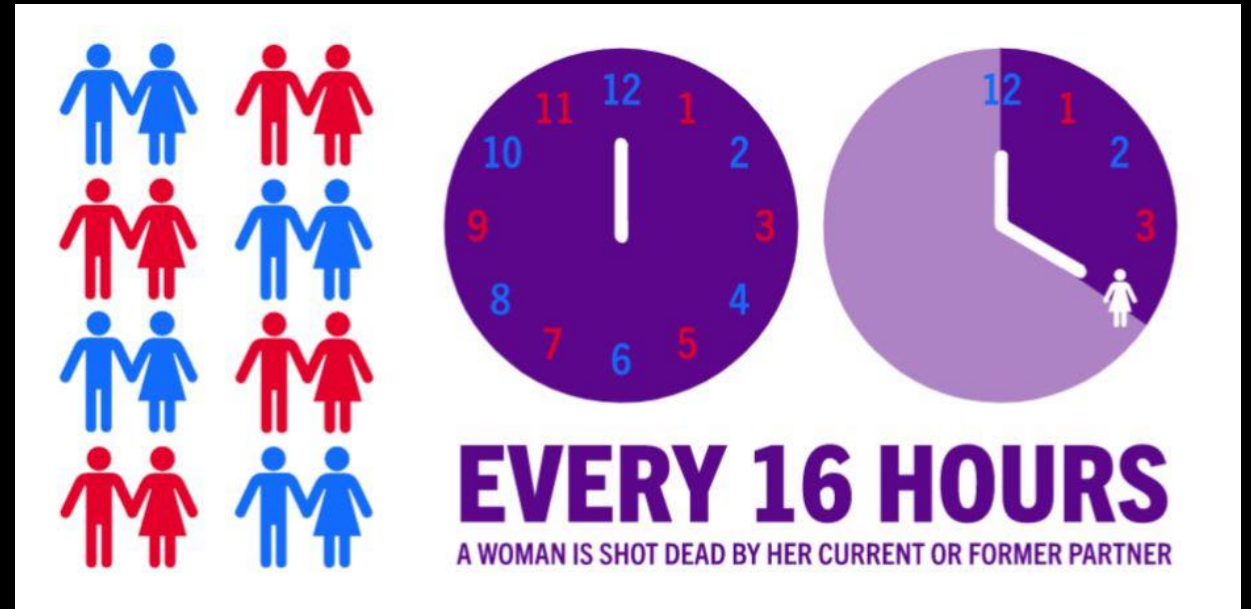
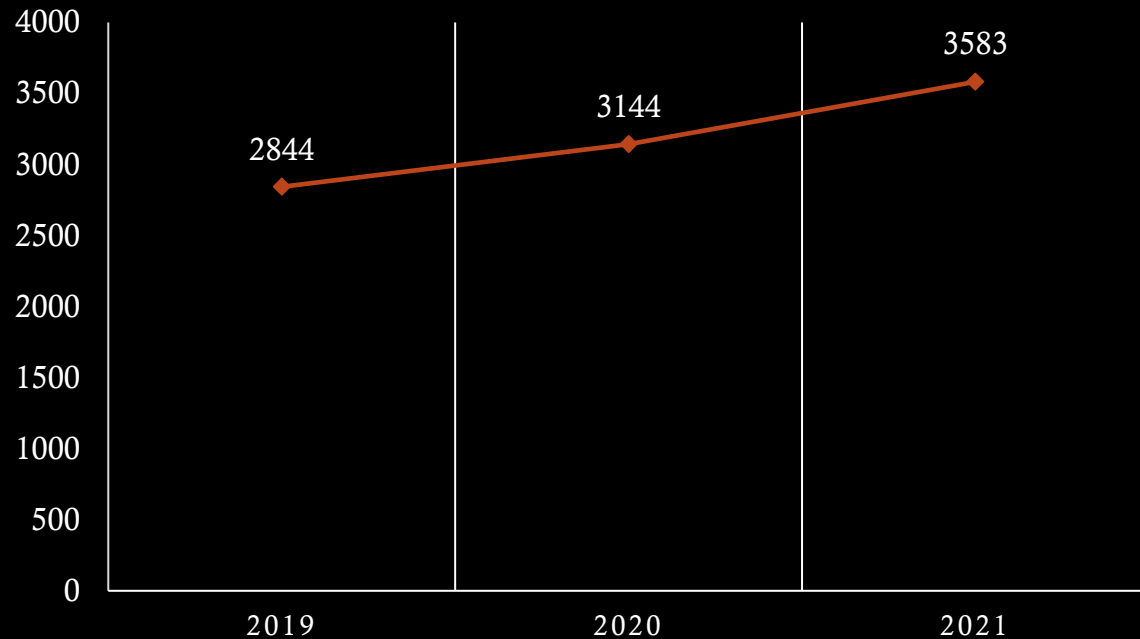


Sacramento Domestic Violence Crime

YTD 2022 – 1,565 Arrests

DOMESTIC VIOLENCE ARRESTS

— Domestic Violence Arrests



Stopping Violence is an Equity Issue

SACRAMENTO SHOOTING/HOMICIDE VICTIM DEMOGRAPHICS 2022

Sex	YTD	% of Total
Male	61	80.3%
Female	15	19.7%

Ethnicity	YTD	% of Total
American Indian	1	1.3%
Asian	1	1.3%
Black	38	50.0%
Hispanic	29	38.2%
White	7	9.2%

Age	YTD	% of Total
Under 18	6	7.9%
18-29	40	52.6%
30-39	19	25.0%
40-49	9	11.8%
50+	2	2.6%

Focus, Balance, and Fairness

- ◇ Drivers of Violence- Focus on People, Place, and Behaviors
- ◇ Balance enforcement with prevention and intervention
- ◇ Cooperation between communities and the criminal justice partners
- ◇ Evidence and Community Informed
- ◇ Principles of Procedural Justice
 - ◇ Fairness
 - ◇ Voice
 - ◇ Respect
 - ◇ Transparency



Community Response and Input

- ◆ **Strong approval of Gun Buy Back**
- ◆ **Continue opportunities to give feedback**
- ◆ **Offer services and resources for those in need**
- ◆ **Focus on repeat offenders**
- ◆ **Maximize youth interactions**
- ◆ **Use data with attention to root causes**
- ◆ **Prevent profiling and harassment**
- ◆ **Avoid over-enforcement of minor violations**



Community Suggestions For City Response

- ◇ Safe places for youth to gather
- ◇ Schools as a place to hold activities for the summer
- ◇ Trips out of neighborhoods for kids over the summer
- ◇ Mentors for youth
- ◇ Housing for the homeless
- ◇ Community listening sessions
- ◇ Continued engagement by Police Department
- ◇ Requests for a less official appearance at events: polo shirts/t-shirts vs uniform
- ◇ CPTED Team to walk neighborhoods
- ◇ Night walks
- ◇ Blight abatement

~~Reactive~~

Proactive



Focused Deterrence Model

What it Does:

- ◆ **Identifies who is committing violence**
 - ◆ Criminal data
 - ◆ Social networks
 - ◆ Place Network Investigations
- ◆ **Identifies where the violence is occurring**
 - ◆ Crime mapping
- ◆ **Addresses why the violence is occurring**
 - ◆ Proximate and root causes

What it is:

- ◆ Holistic
- ◆ Resource intensive
- ◆ Involves Community as well as Law Enforcement partners
- ◆ Provides supportive services to high-risk individuals

Community Based Organizations

- ◇ Ongoing interruption and prevention services in the three key focus areas:
- ◇ 1- Short notice response to public gathering places to prevent and intervene in problematic behaviors
- ◇ 2 - Emergency response after a critical incident – “CALM Team”
- ◇ 3 - Focused Individual Intervention
 - ◇ Gang-affiliated or involved
 - ◇ History of gun violence
 - ◇ History of violent crime
 - ◇ High risk influencers
 - ◇ Youth population from 13 to 25+
 - ◇ Cross-jurisdictional referrals

Referrals from Police Officers, Community Service Representatives and Community Advancement Team



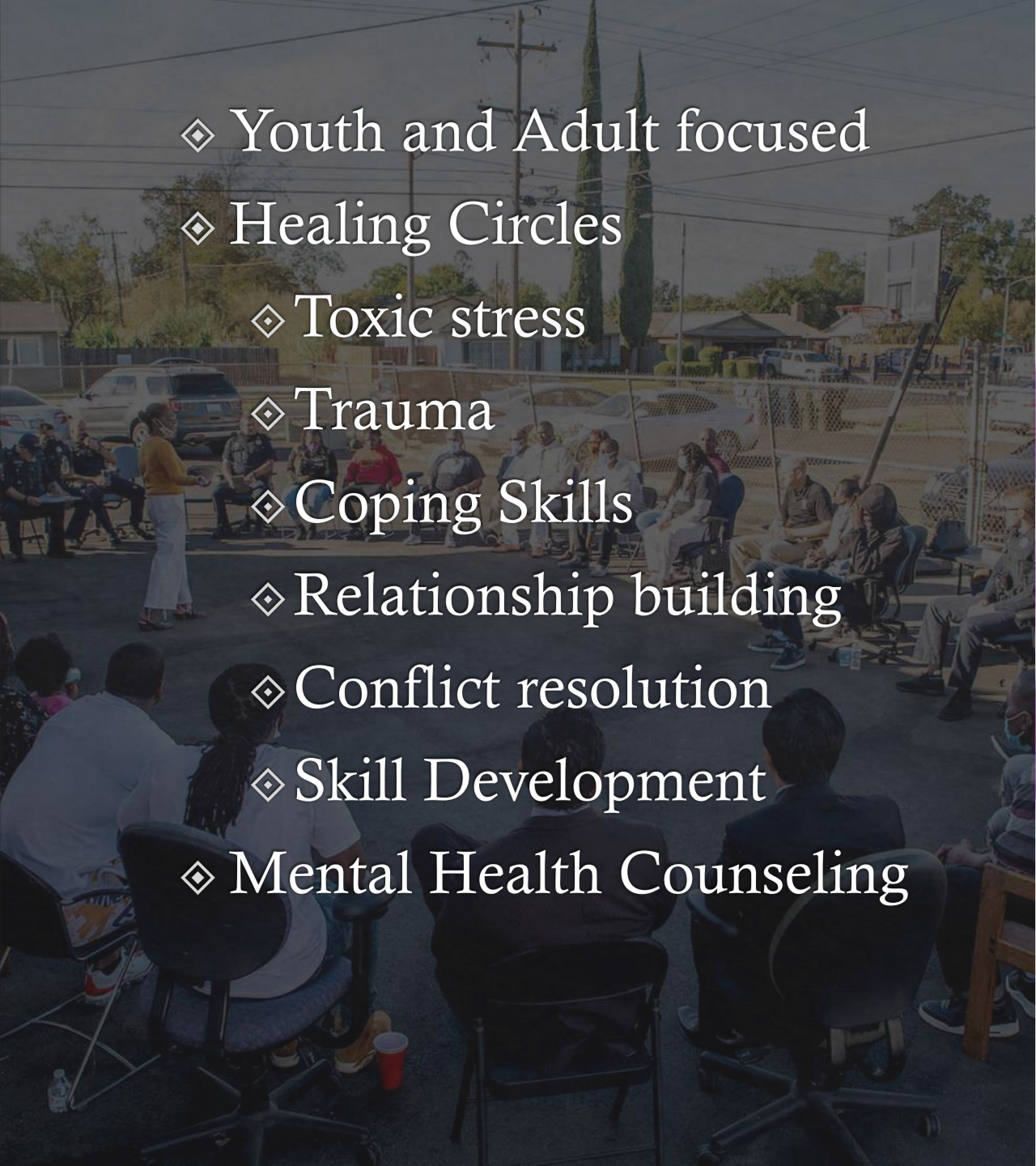
IMPACT SAC



- ◇ Youth focused
- ◇ Monthly intervention discussions
- ◇ Proactive identification of clients
- ◇ Group intervention sessions within focus areas

- ◆ Disruption, interruption and intervention through outreach and engagement in partnership with OVP
- ◆ On-call Crisis Response
- ◆ Proactive engagement to disrupt violence and criminal behavior
- ◆ Proactive outreach on social media
- ◆ Community response with de-escalation and mediation



- 
- A group of people, including youth and adults, are sitting in a circle outdoors on a paved area. They are engaged in a community activity, possibly a healing circle or a group discussion. The background shows a residential area with houses, trees, and a utility pole. The scene is captured in a slightly dim, overcast light.
- ◆ Youth and Adult focused
 - ◆ Healing Circles
 - ◆ Toxic stress
 - ◆ Trauma
 - ◆ Coping Skills
 - ◆ Relationship building
 - ◆ Conflict resolution
 - ◆ Skill Development
 - ◆ Mental Health Counseling

The logo for the Neighborhood Wellness Foundation is a large purple circle with a white border. Inside the circle, the words "Neighborhood Wellness Foundation" are written in a white, sans-serif font, stacked in three lines.

Neighborhood
Wellness
Foundation



- ◇ Family focused
- ◇ Community intervention discussions
- ◇ Referrals to other services within the organization
 - ◇ Expanded learning
 - ◇ Creative enrichment
 - ◇ Health, wellness, and safety
 - ◇ Resident services
 - ◇ CDF Freedom Schools
 - ◇ Family and community empowerment



- ◆ Youth and adult focused
- ◆ Critical Incident Response
- ◆ Disruption response, intervention, and prevention
- ◆ Proactive outreach
- ◆ Emotional support for ex-felons
- ◆ Youth violence intervention
- ◆ Youth outreach



- ◆ Youth and adult focused
- ◆ Disruption response, intervention, and prevention
- ◆ Proactive identification of at-risk individuals
- ◆ Referral to services
 - ◆ Community engagement
 - ◆ Employee development
 - ◆ Women and children services
 - ◆ Youth programming
- ◆ Community intervention discussions



- ◇ Youth and adult focused
- ◇ Disruption, interruption, and intervention through outreach and engagement in partnership with OVP
- ◇ On-call Crisis Response
- ◇ Proactive engagement to disrupt violence and criminal behavior
- ◇ De-escalation
- ◇ Pacific Islander community outreach

- ◆ Youth and adult focus
- ◆ Disruption, interruption and intervention through outreach and engagement in partnership with OVP
- ◆ On-call Crisis Response
- ◆ Proactive engagement to disrupt violence and criminal behavior
- ◆ Proactive outreach on social media
- ◆ De-escalation



HOPE

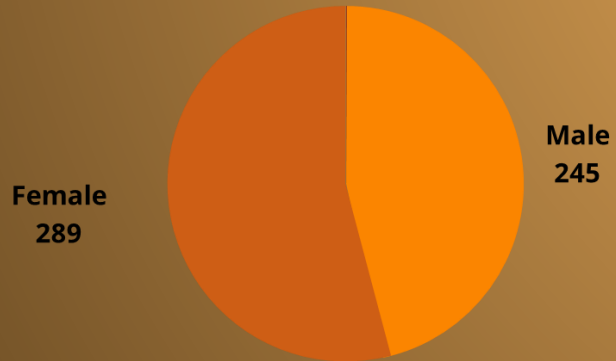
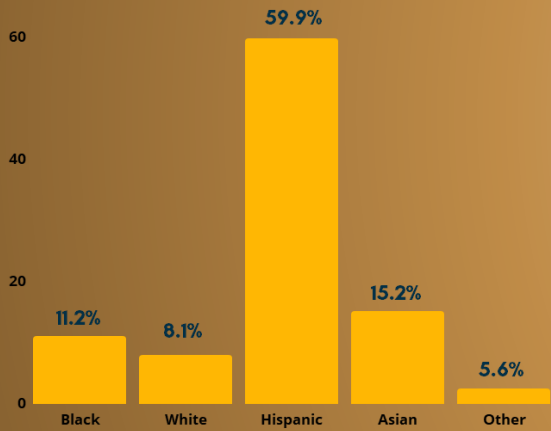
Existing Violence Prevention Programs

- ◆ Rose Family Creative Empowerment
 - ◆ South Sac Academic Success Program
 - ◆ HAWK
 - ◆ Another Choice Another Chance
- ◆ Brother to Brother- U Turn
- ◆ Neighborhood Wellness Foundation-
Living Informed, Free of Trauma
- ◆ Academics for Athletes- Brighter
Lives Coaching
- ◆ Impact Sac- Social Justice and
Youth Empowerment
- ◆ HOPE- Project Turnaround
- ◆ M4L (CalVIP)

Police Youth Engagement

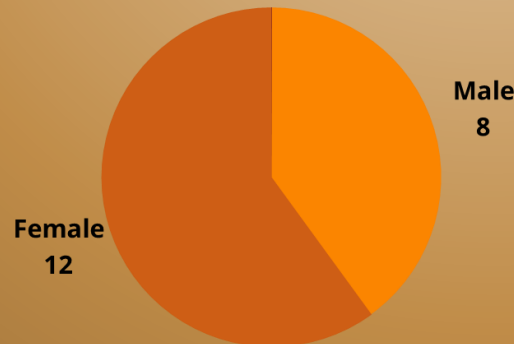
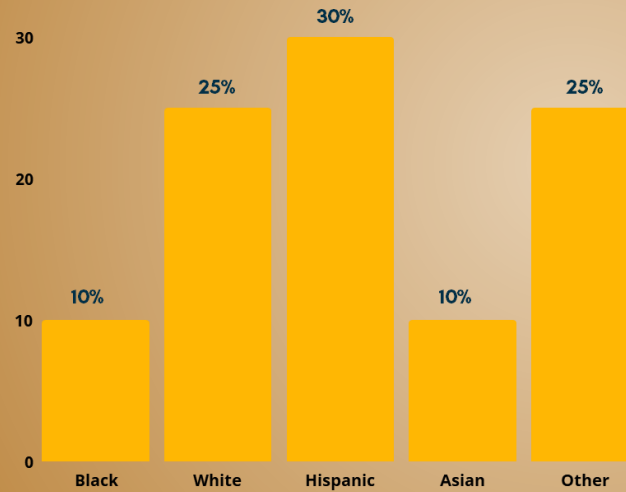
CRIMINAL JUSTICE MAGNET ACADEMY (HIGH SCHOOL)

- 534 Total Participants
- 200 Hours
- 100% Graduation Rate



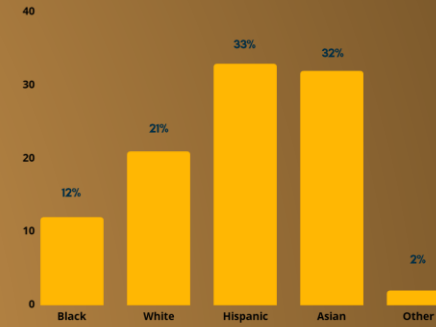
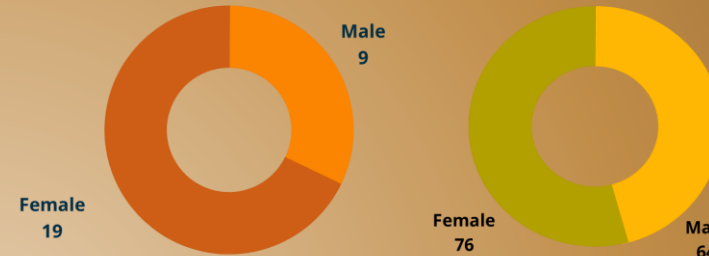
SPD CADET PROGRAM (AGES 14-20)

- 20 Total Participants
- 100 Hours



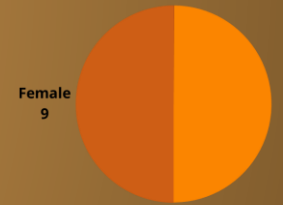
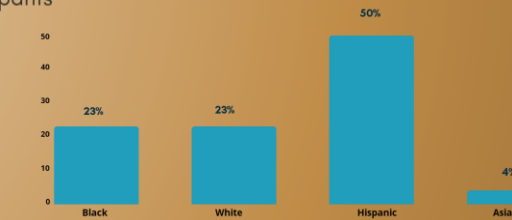
KOPS N KIDS SUMMER CAMP, AGES 8-14

- 28 Junior Counselors
- 140 Total Participants
- Ages 14-22
- 27 Hours



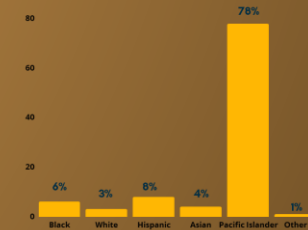
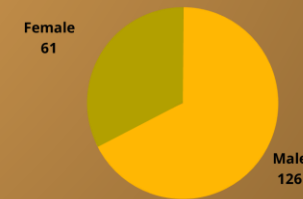
SHOCK (YOUTH DIVERSION, AGES 12-16)

- 18 Total Participants
- 50 Hours



SACRAMENTO POLICE ACTIVITIES LEAGUE (RUGBY PROGRAM, AGES 5-18)

- 187 Total Participants
- 500 Hours
- Activities:
 - Fishing, Ski/Snowboarding, Boxing, Youth Leadership Club, and Mountain Biking






Transparency and Accountability

- ◆ Continued use of the Critical Decision Making Model
- ◆ Monthly violent crime strategy focus meeting
- ◆ Regular community group report backs and feedback sessions
- ◆ Closely monitor complaints and Early Intervention Systems



5/21/22
Gun Buyback



134

Firearms
Exchanged

Positive Preliminary Reporting through May 2022

	May	2021 YTD	2022 YTD	% Change
Shot Spotter Activations	77	494	339	-31.4%
Shooting Reports	54	328	294	-10.4%
Number of Victims Shot	8	110	76	-30.9%
Reports with Firearm Seized	74	519	428	-17.5%
Total Firearms Seized	121	687	618	-10.0%
Arrests for Firearm Possession	61	505	393	-22.2%

Opportunities



Application in
Progress for Bureau of
Justice Assistance
National Public Safety
Partnership (PSP)

California Partnership
for Safe Communities
(Probation, SSO)

Citywide Violent
Crime Reduction
Advisory Board