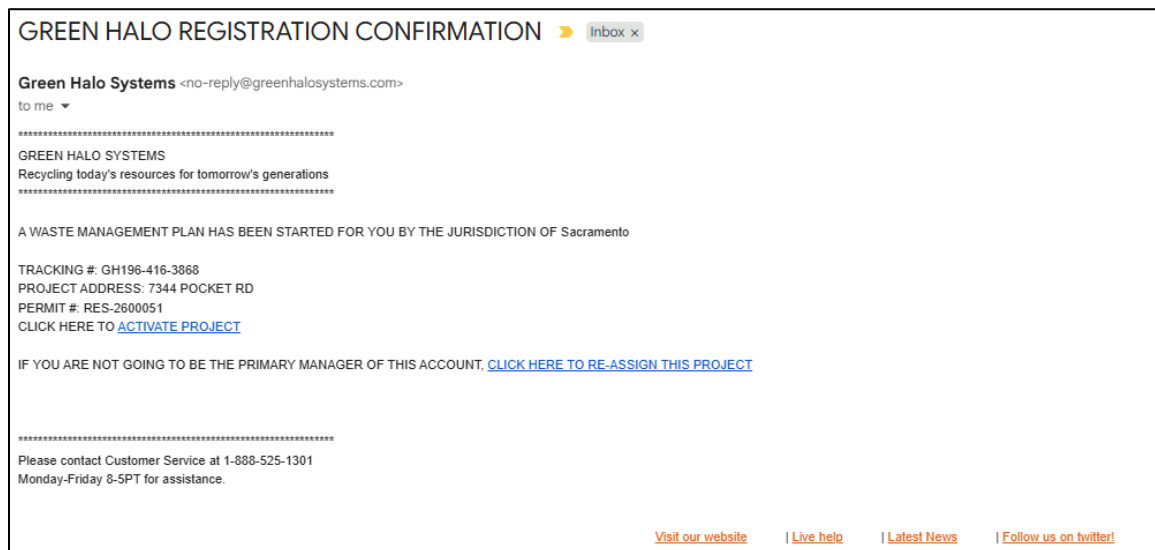


How to Submit a Waste Management Plan (Construction & Demolition (Building) Permits):

Certain construction and demolition projects must complete and submit a Waste Management Plan (WMP) in Green Halo as a condition of permit issuance. If your application is submitted AFTER January 15, 2026 and a Waste Management Plan condition is required, you will receive an email with a link to start your Waste Management Plan. Do not submit your WMP until you receive an email from Green Halo notifying you a WMP has been started for you.

Step 1. Open the email from no-reply@greenhalosystems.com titled “Green Halo Registration Confirmation”, then click “Activate Project.” You can also re-assign the project.



Step 2. On 1. Project Information, your permit information will be filled out. Scroll to the bottom and of the page and add a Project Manager if there is not one listed already. Then click “Next Step”. **A Project Manager must be entered to proceed.**

Project Managers - [+add/edit](#)

1. John Smith
Project Manager
915 I Street
Sacramento, CA 95814
O: 916-808-0965
C:
cityofsactestacct1@gmail.com

Notifications:
Notify when plan is approved
Notify when plan is closed
Notify when message is received

Sub Contractors (optional) - [+add/edit](#)

No sub contractors.

NEXT STEP >

Step 3. In 2. Material Selection, if the waste generated by the project will be hauled as a mixed C&D debris load, select the green “Recycle Box” in the “Mixed C&D Debris” section.

If the waste will be source-separated for recycling, select the materials that you will recycle, reuse, and/or dispose in the “Source Separated Materials” section. Click “Next Step.”

Adding New Projects
 Step 2 of 5 - City Hall Renovation - GH788-682-6732
Please select the materials to be reused, recycled, or disposed of in your project.

This plan will be submitted to:
Sacramento, CA

SAVE PLAN

1. Project Information 2. **Material Selection** 3. Transporter Method 4. Facility Selection 5. Complete & Review

PREVIOUS STEP

NEXT STEP

Does your Project need to comply with LEED?
[Learn more >>](#)

Recycle your Materials!
 If your waste will be hauled away as a **Mixed C&D Debris** load, select the green Recycle box for “Mixed C&D Debris”.
 If you will be **source-separating** your waste, select the material type to be source-separated, and if the material will be reused, recycled, or disposed.

Materials List


* Material does not count towards Recycling Totals

Materials	Reuse	Recycle	Dispose
Mixed C & D - Select Mixed C&D if you are commingling multiple non-hazardous materials into one bin, box, or truck. <small>Note: Commingling of multiple materials to be processed at registered facilities does not guarantee you will meet the recovery requirements. To ensure you comply with this jurisdiction's recovery requirements it's highly recommended that recyclable and/or reusable materials be source separated.</small>			
Mixed C & D Debris <small>(Mixed debris that is not source separated, but can be recycled must be brought to an authorized registered facility.)</small>	N/A	<input checked="" type="checkbox"/>	N/A
Source Separated Materials - Please identify any recyclable materials you will separate on-site for recycling. <small>Note: Separating any of the recyclable materials listed below from your Mixed C&D as clean materials will increase your recycling rate and your chances of complying with this jurisdiction's recovery requirements.</small>			
Appliances & Equipment <small>(All non-functional appliances, HVAC units, air handlers and restaurant equipment (fron must be evacuated))</small>	<input type="checkbox"/>	<input type="checkbox"/>	N/A
Asphalt - Pavement & Grinding <small>(Pavement and asphalt grinding. "EXCLUDES roofing materials")</small>	<input type="checkbox"/>	<input type="checkbox"/>	N/A
Asphalt - Roofing <small>(Built up, torch-on, and asphalt shingles. "For untreated wood shingles select "wood-clean". For foam roof select "Mixed C&D Debris".)</small>	<input type="checkbox"/>	<input type="checkbox"/>	N/A
Bricks, Masonry & Stone Products <small>(Bricks, masonry, and stone products, including tile. "EXCLUDES ceramic")</small>	<input type="checkbox"/>	<input type="checkbox"/>	N/A
Cardboard & Paper Products <small>(Corrugated cardboard, fiberboard, dunnage from packaging, shredded paper, and other paper materials.)</small>	N/A	<input type="checkbox"/>	N/A
Carpet & Padding <small>(Carpet scraps, foam, and related materials.)</small>	N/A	<input type="checkbox"/>	<input type="checkbox"/>
Ceiling Tiles <small>(Unpainted acoustic tiles.)</small>	<input type="checkbox"/>	<input type="checkbox"/>	N/A
Concrete <small>(Clean concrete with or without rebar.)</small>	<input type="checkbox"/>	<input type="checkbox"/>	N/A
Deconstructed & Reuse Items <small>(Reusable appliances, cabinets, doors, windows, fixtures, flooring, lumber & materials)</small>	<input type="checkbox"/>	N/A	N/A
Dirt/Soil-Clean Fill * <small>(Dirt/Soil that is uncontaminated.)</small>	<input type="checkbox"/>	<input type="checkbox"/>	N/A
Drywall - Clean/Unpainted <small>(New and unpainted scraps.)</small>	<input type="checkbox"/>	<input type="checkbox"/>	N/A
Drywall - Demo & painted <small>(Painted, and treated drywall from demolition)</small>	N/A	N/A	<input type="checkbox"/>
Glass Bottles & Containers <small>(Glass bottles, jars, and other glass containers.)</small>	N/A	<input type="checkbox"/>	N/A
Green Waste * <small>(Tree stumps and other vegetative matter resulting from land clearing and landscaping.)</small>	<input type="checkbox"/>	<input type="checkbox"/>	N/A
Metal <small>(All scrap metal, aluminum, copper, tin, steel, etc.)</small>	N/A	<input type="checkbox"/>	N/A
Miscellaneous Debris <small>(Miscellaneous debris loads contain more than 60% non-recyclable materials such as bags of materials, vinyl flooring, carpeting, roofing felt, roofing insulation, fiberglass insulation, ceiling tiles, sinks, wet materials, vlaguans, composite type materials)</small>	<input type="checkbox"/>	<input type="checkbox"/>	N/A
PCBs - Polychlorinated Biphenyls * <small>(A group of chemicals added to building materials to add flexibility, durability, and flame retardant properties. They were used most widely in structures built or renovated during the 1950's, 60's, and 70's. After 1979, these substances were banned from use.)</small>	N/A	N/A	<input type="checkbox"/>
Porcelain <small>(Ceramic tiles, toilets, tubs & sinks.)</small>	<input type="checkbox"/>	<input type="checkbox"/>	N/A
Rock, Sand, Gravel & other inerts	<input type="checkbox"/>	<input type="checkbox"/>	N/A
Stucco/Plaster - Clean No Debris <small>(Clean Stucco/Plaster with or without wire, no additional debris of any kind. Painted Stucco or Stucco with debris is considered Mixed C & D.)</small>	N/A	<input type="checkbox"/>	N/A
Thermostats & Mercury - Containing Equipment <small>(Devices including thermostats, but excluding batteries and lamps, that contain elemental mercury integral to its function)</small>	N/A	<input type="checkbox"/>	<input type="checkbox"/>
Universal Waste - Other * <small>(Household wastes that include televisions, computers and other electronic devices as well as batteries, fluorescent lamps, mercury thermostats, and other mercury containing equipment, among others.)</small>	N/A	<input type="checkbox"/>	<input type="checkbox"/>
Waste (Trash) <small>(Mixed non-recyclables also classified as Domestic Waste or Municipal Solid Waste.)</small>	N/A	N/A	<input type="checkbox"/>

Step 4. Select your Transporter Method of how you will be removing your debris. You must agree to the Terms and Conditions and check all checkboxes to proceed to the next step. **C&D debris may only be hauled by a Franchised Waste Hauler or self-hauled.**


If you will be using a **waste hauler**, select “City of Sacramento Franchised Waste Haulers”. Select the “Non-Exclusive Franchise Agreement” box to certify that you will use a franchised hauler, then select the hauler you will use.

If you will be **self-hauling** your waste, select “I will be Self Hauling to a Permitted Recycling Facility”, agree to the Guidelines, and specify the project contractor or write “Self” if you will be hauling the waste yourself.


Adding New Projects

Step 3 of 5 - GH UAT Test residential - unique link test - GH196-416-3868

Select the method of hauling that you want to use for your project.



This plan will be submitted to:
Sacramento, CA

SAVE PLAN

1. Project Information
2. Material Selection
3. Transporter Method
4. Facility Selection
5. Complete & Review

< PREVIOUS STEP
NEXT STEP >

Mixed C&D Debris loads may only be hauled by a City of Sacramento franchised waste hauler OR self-hauled and must be hauled to a Sacramento County Certified Mixed C&D Sorting Facility.

- Select the [Debris Box/Roll-Off Dumpster Service checkbox](#) if waste will be handled as mixed C&D Debris, [select the Non-Exclusive Franchise Agreement checkbox](#) to agree to only using a franchised waste hauler, and [select the franchised hauler](#) you will use.

Source-Separated loads may be self-hauled by yourself or a contractor working on the project, OR hauled by a franchised waste hauler.

- Select the ["Self-Haul" checkbox](#) if applicable, [select the Self Haul Guidelines checkbox](#) to agree to the guidelines, and [enter the Company or name of the self-hauler](#).
- If a material type will be hauled as a source-separated load by a franchised waste hauler, select the hauler you will be using.

Note: You must click the checkbox before proceeding.

☐ I agree to Terms and Conditions

City of Sacramento Franchised Waste Haulers

☐ **Debris Box/Roll-Off Dumpster Service:** I will use a Debris Box/Roll-Off service for hauling my debris.

I will be Self Hauling to a Permitted Recycling Facility

☐ **Self Haul:** I will haul away the materials in accordance with the City of Sacramento's self haul rules and regulations.

NEXT STEP >

Step 5. If you will be handling your waste as a **Mixed C&D Debris Load**, select the Sacramento County Certified C&D Mixed Recycling Facility or facilities you will be using. **Mixed C&D Debris loads must be brought to one of these three facilities.**

For **source-separated materials**, select the facility you will use for each material type.

Adding New Projects

Step 4 of 5 - GH UAT Test residential - unique link test - GH196-416-3868

Select the facilities to be used for this project.

This plan will be submitted to:

Sacramento, CA

SAVE PLAN

1. Project Information 2. Material Selection 3. Transporter Method 4. Facility Selection 5. Complete & Review

< PREVIOUS STEP NEXT STEP >

Facility Selection for Materials - Please select one or more facilities for each material.

Mixed C&D loads must be brought to a Certified Mixed C&D Sorting Facility. Source-Separated loads may be brought to any permitted recycling facility.

Mixed C&D Debris: There are three Certified Mixed C&D Sorting Facilities. Be sure to tell the scale house staff that the load is mixed C&D debris to claim diversion for your project and ensure the waste is recycled. **Weight tickets must be stamped or otherwise indicate the material was sorted.**

Source-Separated Material: Another option to achieving compliance with the recycling requirement is by keeping materials such as wood, metal, cardboard, or other recyclables in separate containers. Source-separated material may be hauled to a permitted recycling facility for diversion.

Mixed C & D Debris

Facilities Identified (0)

Mixed C & D Debris (Disposition Classification: Recycled)

Available Registered Facilities - please identify one or more facilities your materials will be transported to

Facility	Carbon Footprint	Distance	Recycle Rate
<input type="checkbox"/> Sierra Waste Recycling and Transfer Station 8260 Berry Ave Sacramento, CA 95828 916-388-8320	3.01 lbs	8.11 mi	81%
<input type="checkbox"/> L and D Landfill 8635 Fruitridge Road Sacramento, CA 95826 916-737-8640	3.47 lbs	9.36 mi	85%
<input type="checkbox"/> Greenwaste Florin Perkins Resource Recovery Facility 4201 Florin Perkins Road Sacramento, CA 95826 916-443-5120	3.52 lbs	9.48 mi	83%

Metal

Facilities Identified (0)

NEXT STEP >

Step 6. Your plan should show a green checkmark that your project is projected to meet the 65% diversion requirement. Read and accept the terms and conditions, complete the “Acceptance and Signature” section, and click “SUBMIT PROJECT FOR APPROVAL”. **Note: to make changes to your plan click the “PREVIOUS STEP” button.**

Adding New Projects

Step 5 of 5 - GH UAT Test residential - unique link test - **GH196-416-3868**

Review all your project information below before submitting the plan to the jurisdiction.

This plan will be submitted to:

Sacramento, CA

SAVE PLAN

1. Project Information
2. Material Selection
3. Transporter Method
4. Facility Selection
5. Complete & Review

< PREVIOUS STEP

Project: GH UAT Test residential - unique link test

Project Information
 Project Statistics
 Transporter Method
 Recovered Materials
 Facilities & Tickets
 Bid Sheet
 Data By Permit
 Project Files
 Messages & History
 Submit for Approval

You still need to submit your project for approval by the City of Sacramento. Your estimated recovery rate for this project is well above the requirements for the City.

Wrecking Permits ONLY: E-mail your Wrecking Permit Application to C&D@cityofsacramento.org to obtain C&D signature on the application's signature page after submitting your Waste Management Plan.

Project Notes and Comments: (optional) Please list any notes and comments you would like to communicate to the jurisdiction that are relevant to this project.

Read the Terms and Conditions

Waste Management Plan:

Mixed C&D must be brought to a County-Certified Mixed C&D Sorting Facility. The three facilities can be found here: [Sacramento County Certified Construction & Demolition \(C&D\) Sorting Facilities \(saccounty.gov\).](#)

Only franchised waste haulers or self-haulers may collect and transport trash or mixed C&D material from the jobsite. Construction and demolition debris may not be burned, dumped illegally, or placed in residential waste containers. Fines may be assessed if debris is not handled as required. City of Sacramento staff may enter the jobsite to inspect waste collection areas and view all required records.

Waste Log:

All weight tickets and facility receipts must be submitted in Green Halo within 30 days of project completion. [Weight tickets/receipts from Mixed C&D Debris Sorting Facilities must indicate the load was sorted to receive diversion credit.](#)

Failure to meet the diversion rate may result in penalties.

Acceptance & Signature *required fields

* ☐ I have read and agree to the terms and conditions above

Your Name *

Title *

☐ Send me text confirmation to my Phone (optional)

SUBMIT PROJECT FOR APPROVAL

Step 7. You will see a confirmation message that your Waste Management Plan has been submitted for review and approval. You will receive an email from Green Halo as well as a message in your Green Halo account once it is approved, or if staff has any questions.

