

artlookTM
SACRAMENTO

Overview & How to Apply

4/29/2026

Arts + Culture
CITY OF SACRAMENTO

Welcome!



artlook[™]

SACRAMENTO

Today's Agenda

- artlook[®] Relaunch
- artlook[®] Overview
- How to Apply
- What makes a good application?
- Approvals & Next Steps
- Setting up your artlook[®] Profile
- Q&A



artlook[™]
SACRAMENTO

Why is artlook[®] Sacramento Relaunching?

- **Refreshing the platform** as a more current, useful resource for Sacramento's arts education ecosystem
- **Ensuring fuller participation** from arts organizations and teaching artists via an application process – re-engaging past participants while welcoming new organizations and teaching artists into the network
- Reducing the burden on schools while **re-emphasizing the platform as a public directory** for discovering arts providers
- Creating **more dynamic, media-rich profiles** that better showcase programs and opportunities
- **Fostering stronger opportunities for teaching artists** with both schools and arts organizations through integrated teaching artist profiles

artlook[®] Overview



artlook[™]
SACRAMENTO

artlook™

SACRAMENTO

Searchable
DIRECTORY

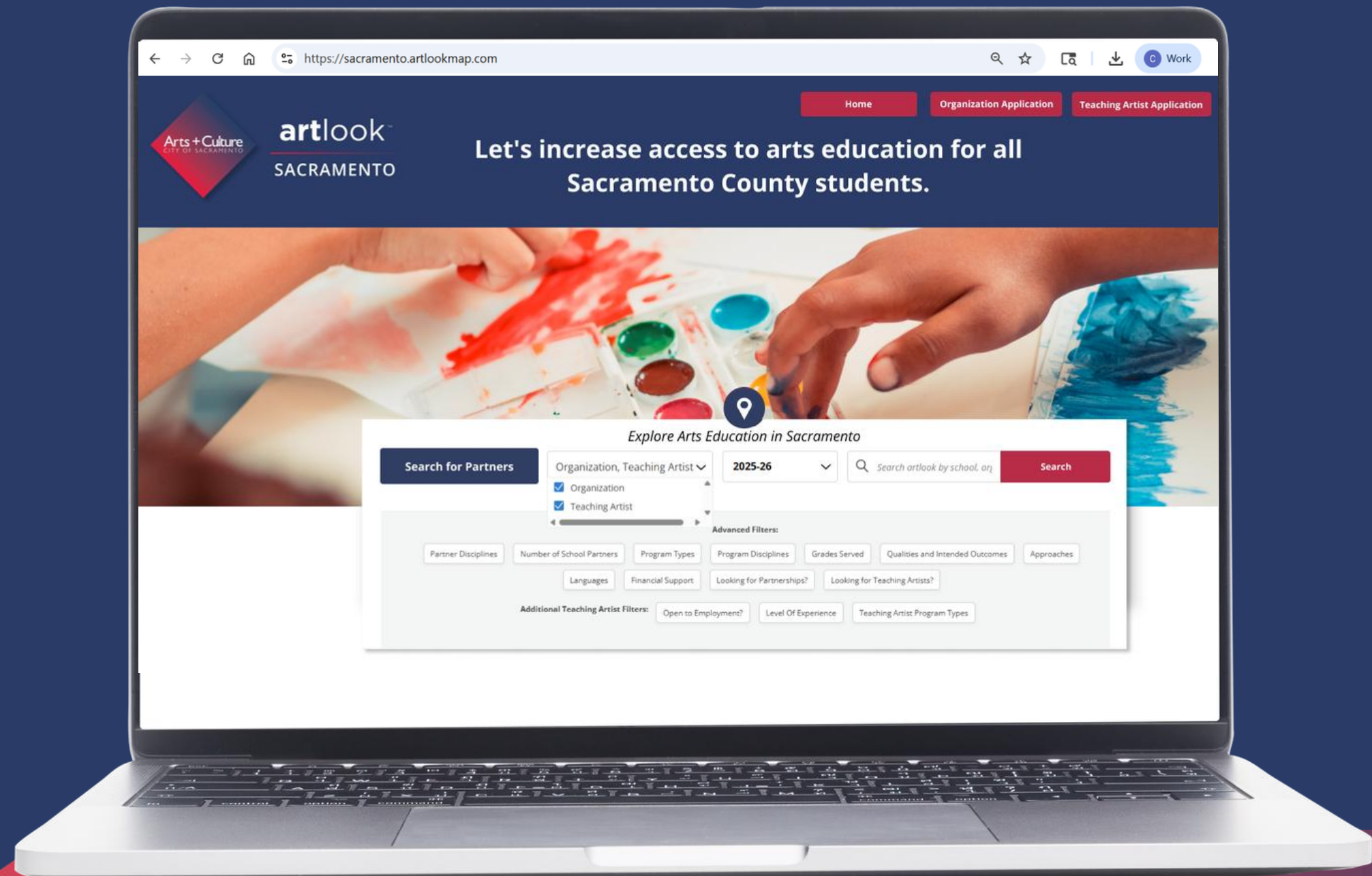
Provides information on:



Arts and cultural organizations



Independent teaching artists



What can you find on artlook[®]?

**Schools
& Youth Focused
Community Sites**



can find **programs** in a wide range of artistic disciplines.

**Arts Organizations &
Independent
Teaching Artists**



can **share their offerings** with schools, community sites, and the general public.

All Registered Users

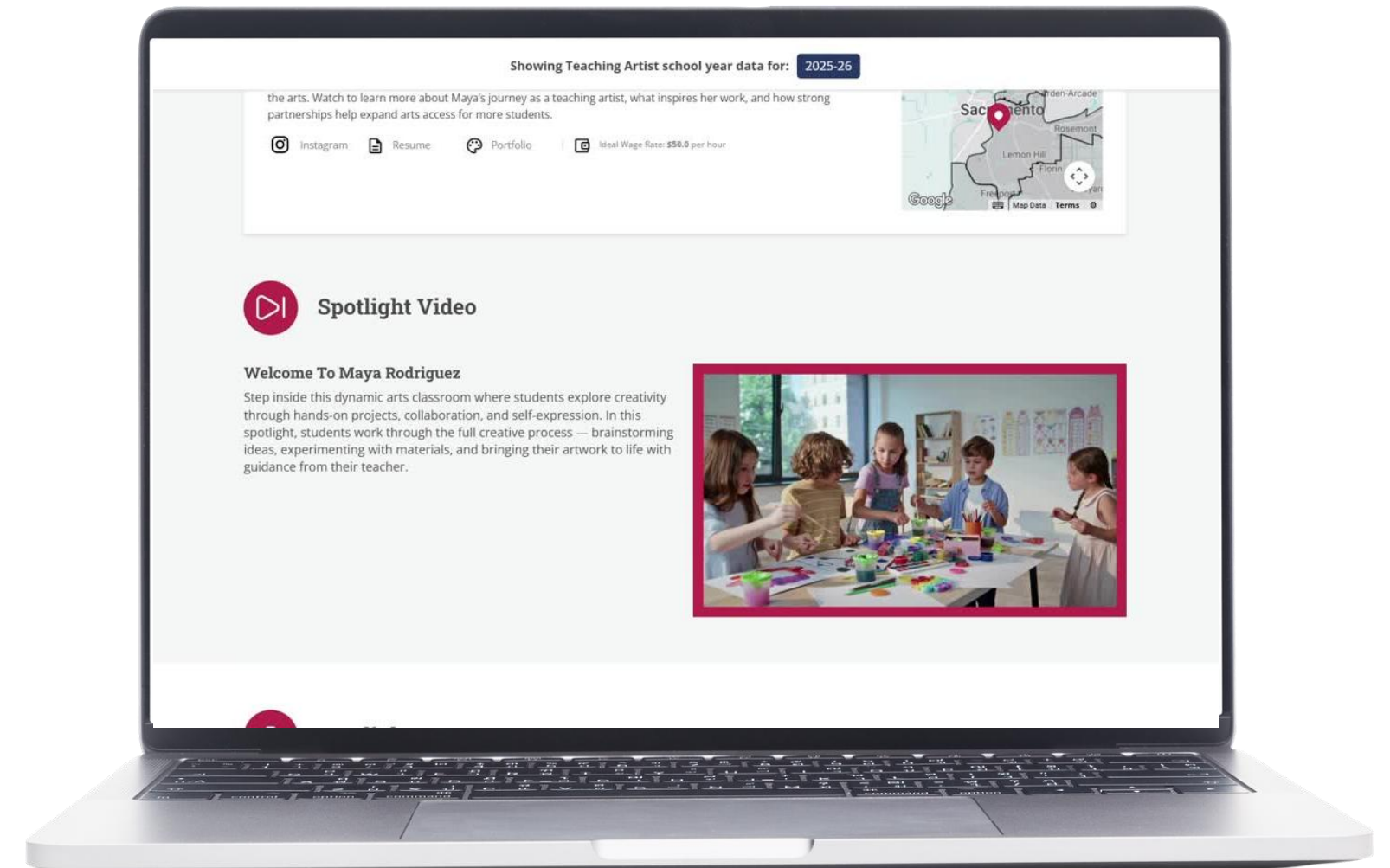


can **share professional development opportunities** to support the highest level of programs available for youth in our city.

artlook artlook[®] Benefits

With deeper visibility into who is delivering arts programming, where it's happening, and how teaching artists and arts organizations are engaging with schools and students, you'll be better equipped to:

- **Elevate your programs** to schools and community groups – helping them recognize the diverse contributions of teaching artists and arts organizations in your community
- **Track your impact** and demonstrate the value of arts education to stakeholders and funders
- **Strengthen network relationships** between teaching artists, arts organizations, and schools
- **Support workforce development** by creating clearer pathways for teaching artist engagement and employment with arts organizations





artlookTM

SACRAMENTO

Bringing
MORE ARTS & CULTURAL
EXPERIENCES
to the Youth of Sacramento

How to Apply



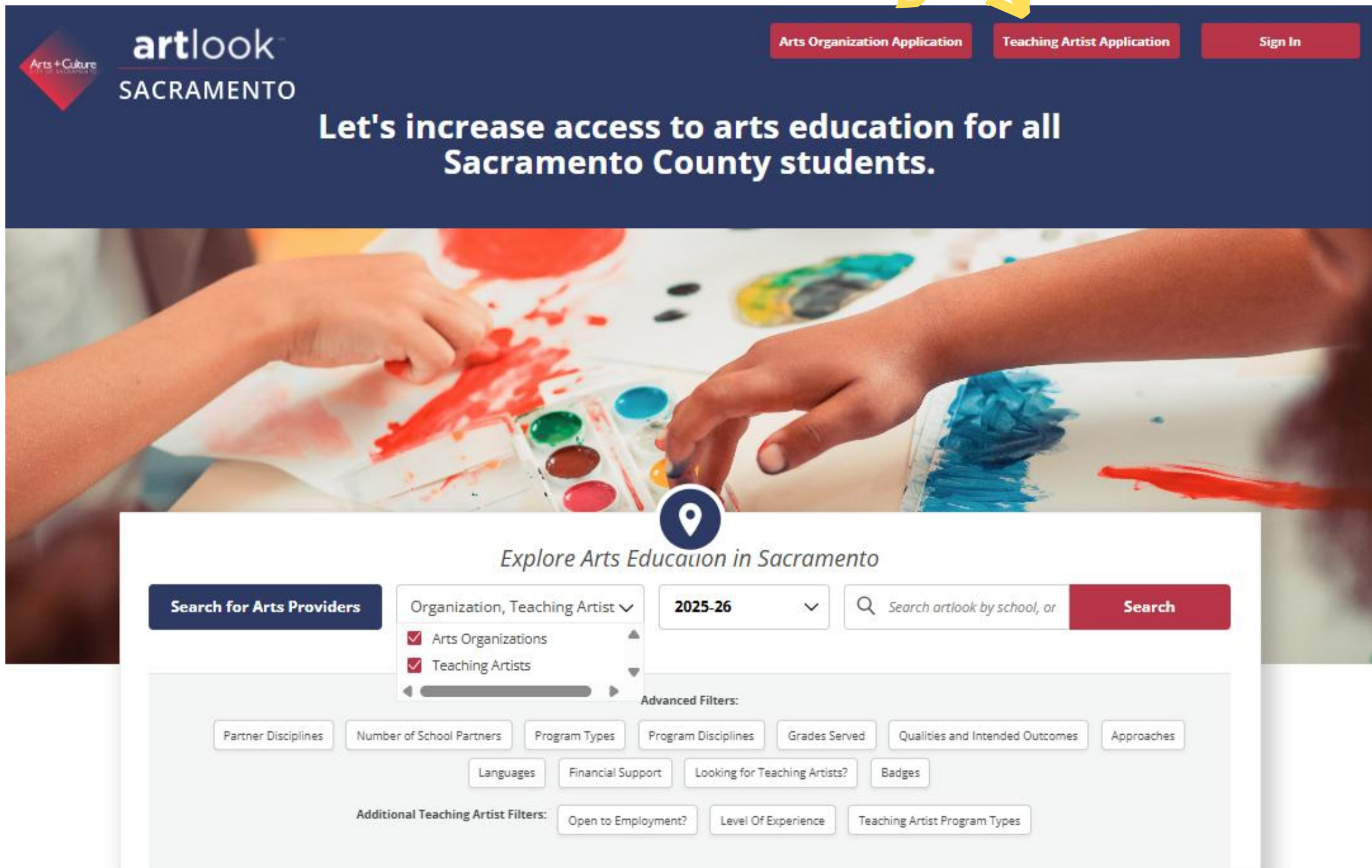
artlook[™]
SACRAMENTO

Who's Eligible to Apply for artlook[®]?

- **Local presence:** Must be an organization or teaching artists delivering arts programs and/or resources – within Sacramento.
- **arts disciplines:** You must be an organization or teaching artist that provides arts programs in at least one of the following arts disciplines: dance/movement, music, media arts, visual arts, theatre, literary arts, multi-disciplinary or traditional arts.
- **Youth-Focused Arts Programming:** Applicants must provide arts education programs designed for students in Pre-K through 12th grade. Programming may take place during or after the school day. Organizations do not need to serve all grade levels but must clearly define their student age range and delivery model via their programs.
- **Qualified Instruction:** Arts organizations and teaching artists must have relevant training or experience in educational and youth arts settings, with the capacity to deliver high-quality, culturally relevant instruction.
- **Collaborative Approach:** Evidence of active partnerships with schools, other nonprofits, and local stakeholders.
- **Shared Systems:** If approved, participants must maintain an up-to-date profile on the [artlook[®] Sacramento](#) and utilize shared platforms as directed to support regional coordination, transparency, and public visibility. Profiles should be updated at least once annually. Profiles will be assessed for updates/completion on an annual basis, and may be archived if left incomplete or not updated.

Getting Started

1 Apply at sacramento.artlookmap.com



Note on Application

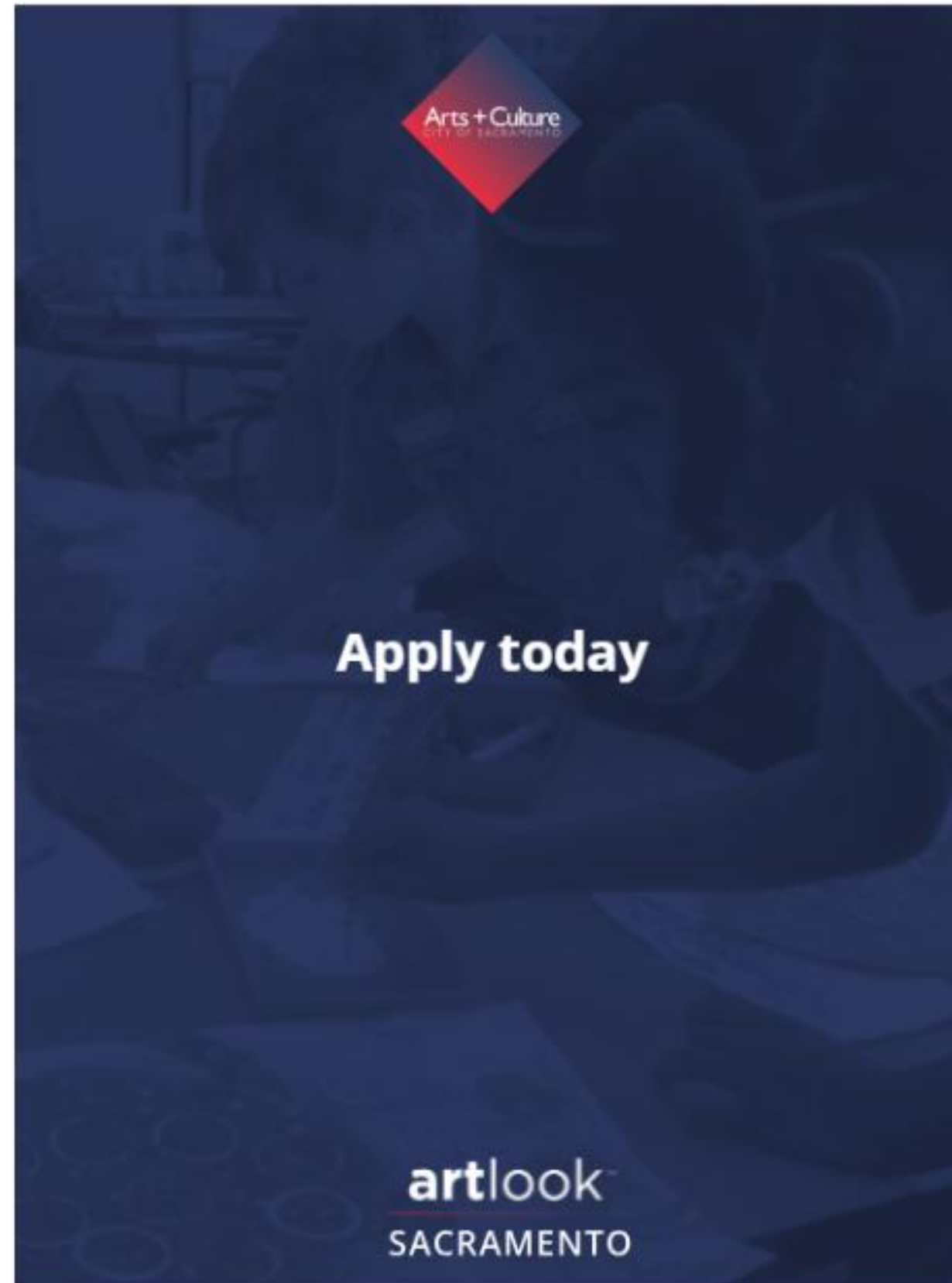
Approvals: Applications will be accepted on a rolling basis; however, reviews will occur at designated times throughout the year. The first review period will take place at the end of May, with most initial approvals expected in early June.

Getting Started

2

Complete all required fields of either an arts organization application or a teaching artist application.

* = required



Organization Application

Complete the fields below to submit an application for your Organization account in artlook. Once you click Submit, your responses will be finalized and you won't be able to return to make changes. Please review carefully before submitting.

General Info (Page 1/3)

Full Legal Organization Name *

DBA Name *

Organization Mission *

Address *

Contact First Name *

Contact Last Name *

Contact Email *

Contact Phone Number *

Which arts disciplines are addressed by your school programs? *

Application Fields for Arts Organizations

1

General Org Info

- Full legal organization name - M
- Doing Business By name - M (visible on profile)
- Organization Mission - M (visible on profile)
- Address - M (visible on profile)
- Contact first name - M (visible on profile)
- Contact last name - M (visible on profile)
- Contact email - M (visible on profile)
- Contact phone number - M (visible on profile)
- Arts disciplines addressed by your programs - M (visible on profile)
- Organization website - O (visible on profile)
- Organization characteristics - O (not visible on profile)
- Organization logo - O (visible on profile)
- Spotlight video - O (visible on profile)
- Spotlight images - M (visible on profile)

2

General Program Info

- Settings in which you've provided arts programming to children - O (not visible on profile)
- Select schools where you provided IN school arts programming - O (not visible on profile)
- Select schools where you provided OUT of school arts programming - O (not visible on profile)
- If you provided arts education in non-school spaces, enter those locations - O (not visible on profile)
- What age groups have you worked with - M (not visible on profile)
- Do any of your programs align with any California Common Core Standards? If so, which subjects? (not visible on profile)
- Do you have experience working with youth with disabilities and/or neuro-diverse youth? (not visible on profile)
- Please provide a short description for the programming you provide - M (not visible on profile)
- Are you an Any Given Child participant? - M (visible as badge on map)

3

Program Details

- → Add at least one program (visible on profile)
 - Program Name
 - Grades
 - Description
 - Upload associated program photos
 - Select approaches
 - Languages that this program can be provided in
 - Program type(s)
 - Qualities and intended outcomes
 - What financial support, if any, are you able to provide for this program or resource?
 - Disciplines addressed by this program

Application Fields for Teaching Artists

1

General TA Info

- First Name - M (visible on profile)
- Last Name - M (visible on profile)
- Email - M (visible on profile)
- Address - M (**Only zip will be visible on profile)
- Contact phone number - M (visible on profile)
- Bio - M (visible on profile)
- Website - O (visible on profile)
- Racial demographics - O (not visible on profile)
- Profile pic or logo - M (visible on profile)
- Spotlight video - O (visible on profile)
- Spotlight images - M (visible on profile)

2

General Program Info

- In which settings have you provided arts programming to children - O (not visible on profile)
- Select schools where you provided IN school arts programming - O (not visible on profile)
- Select schools where you provided OUT of school arts programming - O (not visible on profile)
- If you provided arts education in non-school spaces, enter those locations - O (not visible on profile)
- What, if any, arts organizations have you worked with/collaborated for arts education programs in the past? - O (not visible on profile)
- What age groups have you worked with - M (not visible on profile)
- Do any of your programs align with any California Common Core Standards? If so, which subjects? (not visible on profile)
- Do you have experience working with youth with disabilities and/or neuro-diverse youth? (not visible on profile)
- Please provide a short description for the programming you provide - M (not visible on profile)
- Are you an Any Given Child participant? - M (visible as badge on map)

3

Program Details

- → Add at least one program (visible on profile)
 - Name
 - Grades
 - Description
 - Upload associated program photos
 - Select approaches
 - Languages that this program can be provided in
 - Program type(s)
 - Qualities and intended outcomes
 - What financial support, if any, are you able to provide for this program or resource?
 - Disciplines addressed by this program

Successful Applications

Important Technical Considerations

- Please note that you will need to **complete the application all at once** – you won't be able to save and return at a later time.
- **Review the application questions** in this slide deck **before starting your application**. This will ensure you have all necessary materials and information before starting your application.
- The **address field is case sensitive**. Address must be typed with the following formatting ##### Street Name, Sacramento, CA #####. No extra spaces or periods can be entered.
Example: 123 Main St., Sacramento, CA 95814
- Many fields in your application will pre-populate your organization or teaching artist profile, but not all sections. So, **if you are approved, be sure to check each section of your profile** within your portal to ensure all information is complete – this will maximize your page in search results and ensure visibility.
- Make sure to click **“Submit application”** at the end of the form.
- If you experience any technical issues, please contact: artlook@cityofsacramento.org

Application Recommendations

- **Completeness:** While not all application fields are required, providing as much relevant information as possible helps reviewers fully understand the quality and scope of your work. We recommend completing general program questions whenever possible.
- **Clear Descriptions:** Provide concise, informative descriptions that clearly communicate your organization's mission, programs, and impact.
- **Prioritize Public-Facing Fields:** Pay special attention to fields marked visible on profile, as these are what schools and partners will see first. Ensure they are polished, current, and compelling.
 - **Write Audience-Focused Program Descriptions:** Describe programs in a way that helps educators and schools quickly understand what students experience, outcomes achieved, and how the program fits their needs.
 - **Images & Media Content:** Include strong visuals and media that reflect the quality, engagement, and effectiveness of your programs.
 - **Robust Programming:** Although only one program is required for submission, we encourage you to include all relevant programs. Doing so gives reviewers a more complete picture of your organization's overall programming and reach. This will also save you time when setting up your profile.

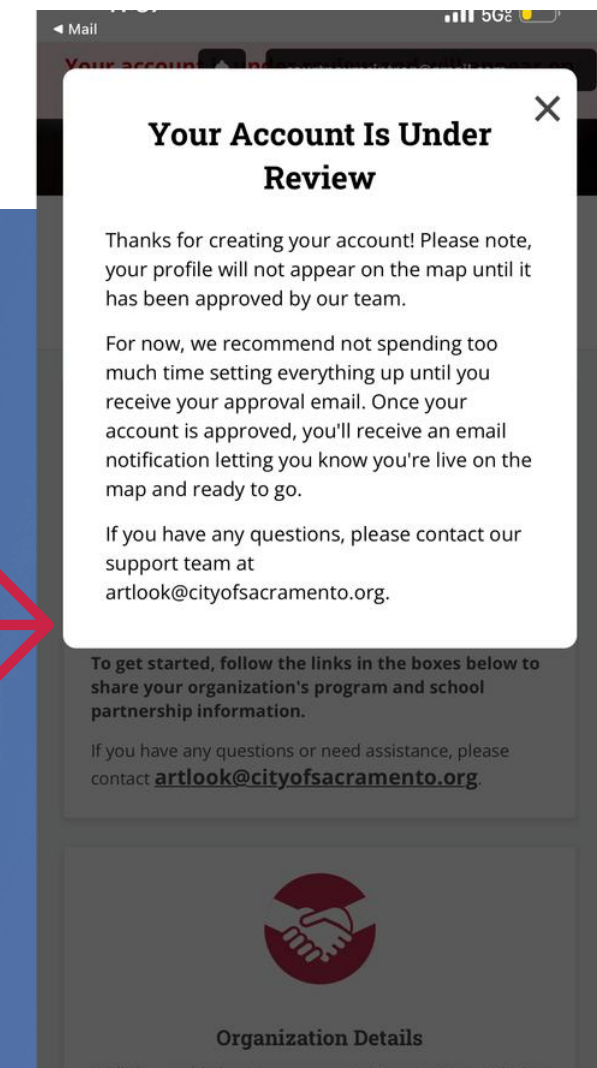
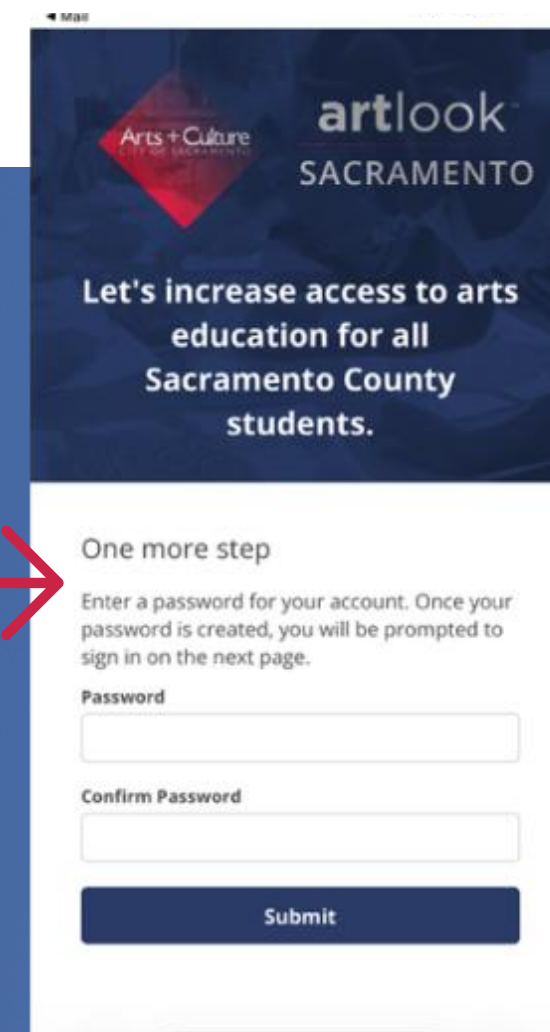
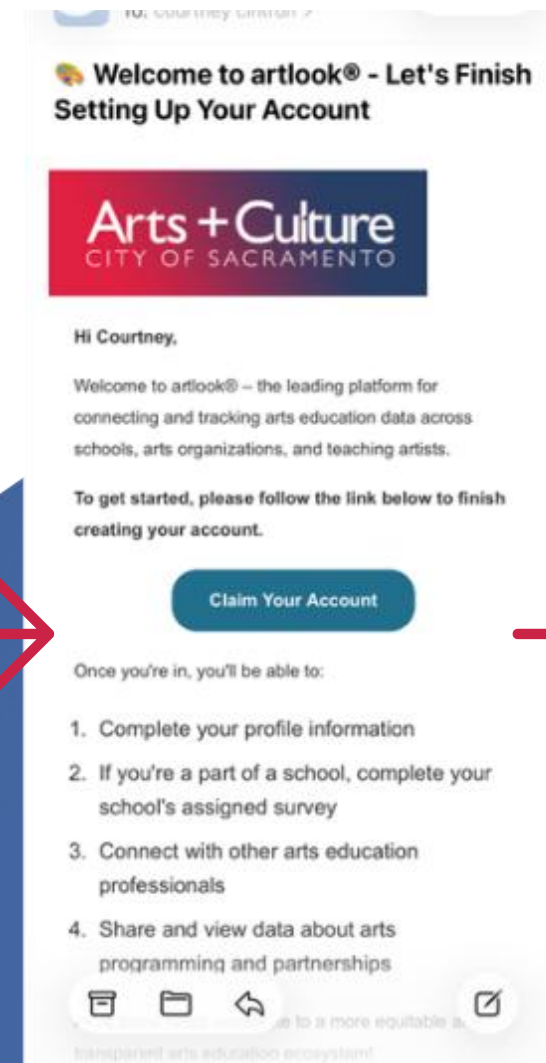
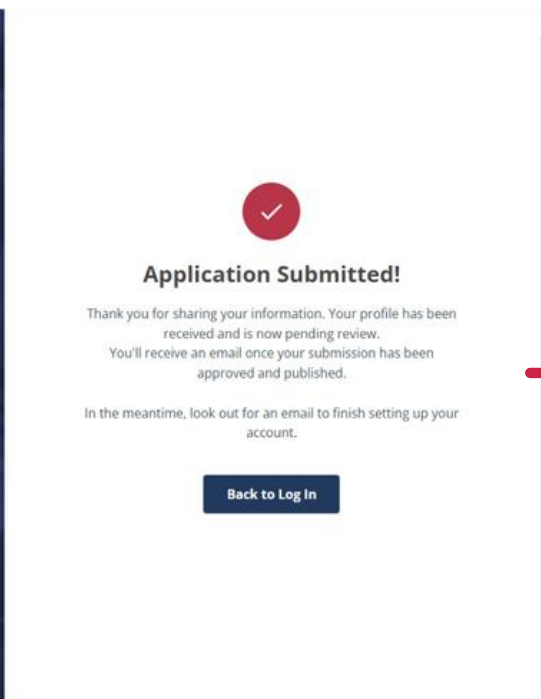

Approvals & Next Steps

What's next after submitting your application?

1 Receive claim account email

2 Set up password & sign in

3 View your profile – but note that it will not be publicly visible until approved



4 Wait for your approval email

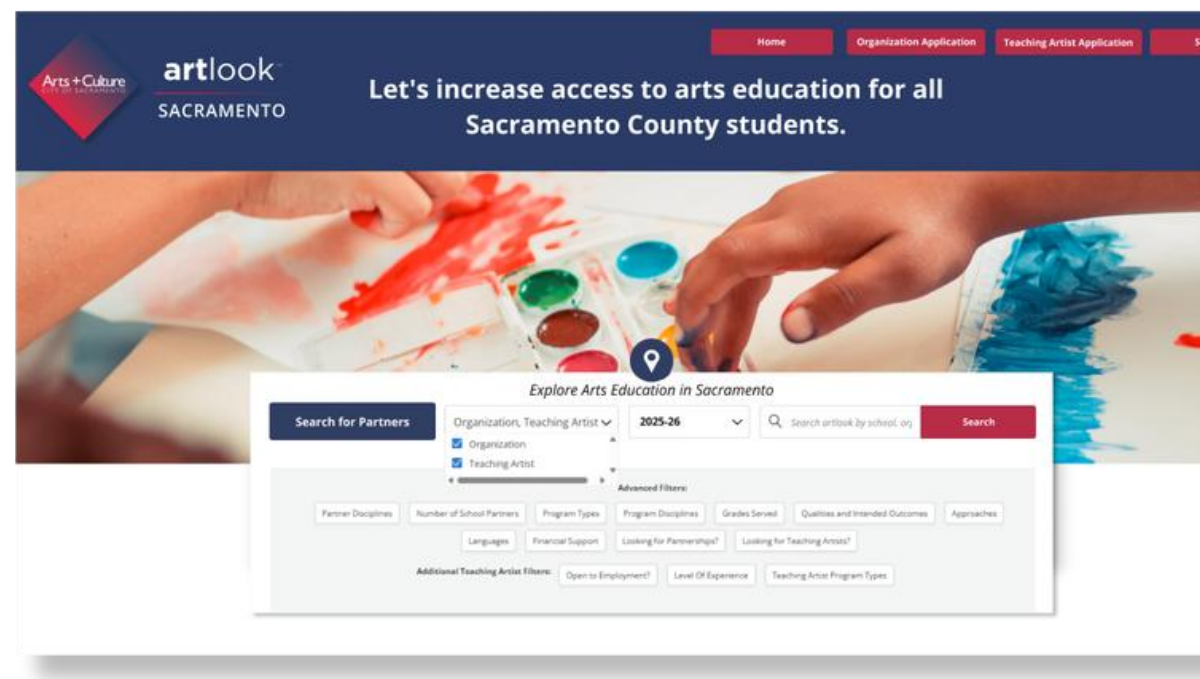
Setting up your artlook®
Profile

**Arts
Organizations**

3 Core Sections of artlook®

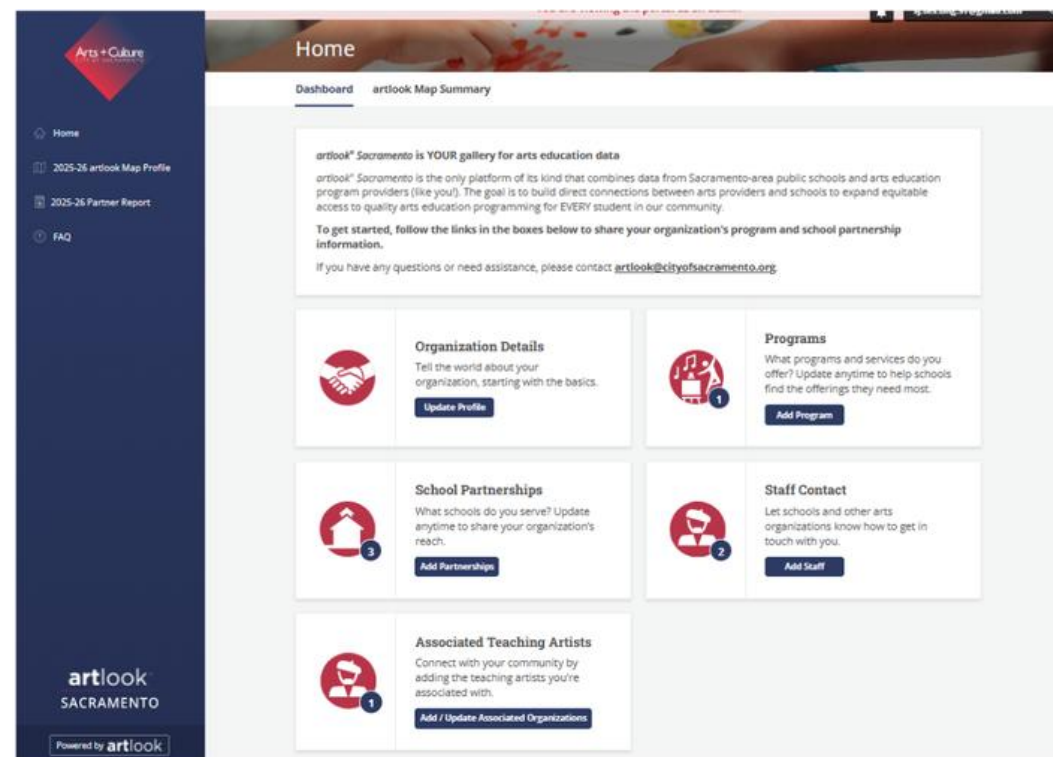
Public Directory & Map

(where you search for arts organizations or teaching artists)



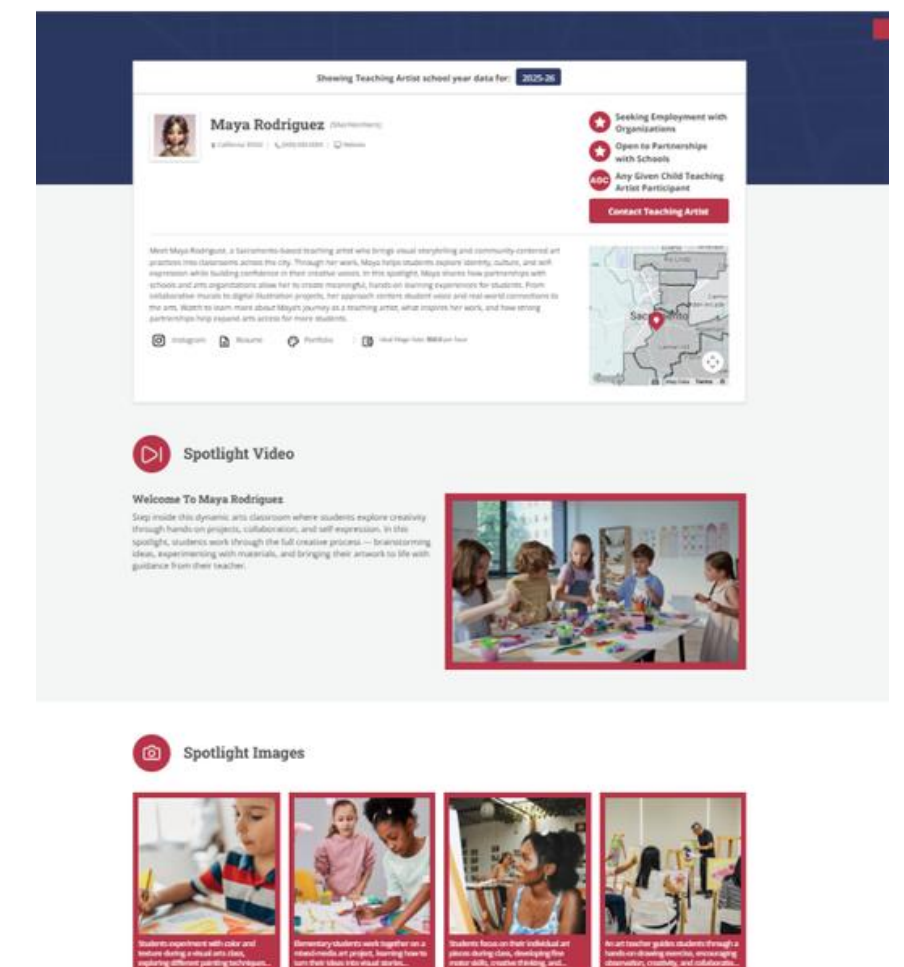
* User Portal *

(where you update your profile)



Public Profile

(Where people view your profile publicly)



Signing Into the User Portal

Sign in at sacramento.artlookmap.com

artlook
Arts + Culture
SACRAMENTO

Arts Organization Application Teaching Artist Application Sign In

Let's increase access to arts education for all Sacramento County students.

Explore Arts Education in Sacramento

Search for Arts Providers

Organization, Teaching Artist ▾ 2025-26 ▾ Search artlook by school, or Search

Arts Organizations
 Teaching Artists

Advanced Filters:

Partner Disciplines Number of School Partners Program Types Program Disciplines Grades Served Qualities and Intended Outcomes Approaches

Languages Financial Support Looking for Teaching Artists? Badges

Additional Teaching Artist Filters: Open to Employment? Level Of Experience Teaching Artist Program Types

User Portal Sections

The screenshot shows the user portal dashboard for artlook Sacramento. The page is titled "Home" and has a navigation menu on the left with links for Home, 2025-26 artlook Map Profile, 2025-26 Partner Report, and FAQ. The main content area is titled "artlook® Sacramento is YOUR gallery for arts education data" and includes a brief description of the platform's goal. Below this, there are five main sections, each with an icon, a title, a short description, and a button:

- Organization Details**: Tell the world about your organization, starting with the basics. Button: Update Profile
- Programs**: What programs and services do you offer? Update anytime to help schools find the offerings they need most. Button: Add Program
- School Partnerships**: What schools do you serve? Update anytime to share your organization's reach. Button: Add Partnerships
- Staff Contact**: Let schools and other arts organizations know how to get in touch with you. Button: Add Staff
- Associated Teaching Artists**: Connect with your community by adding the teaching artists you're associated with. Button: Add / Update Associated Organizations

The footer of the page includes the artlook Sacramento logo and the text "Powered by artlook".

Portal Dashboard

We've created a dedicated portal for arts organizations, making it easy to manage the information that appears on your artlook® Map Show Page. This streamlined dashboard allows arts organizations to take control of their public profile, share their experience, and connect with schools, community sites, and teaching artists in meaningful ways.

Please note that organizations have 5 profile sections to maintain and keep updated:

- Organization Details
- Programs
- School Partnerships
- Staff Contact
- Associated Teaching Artists

1 Organization Details

The **Organization Details** section is where you'll enter the core information for your organization's artlook® profile, or such as your organization name, mission, logo, arts disciplines offered, location, relevant photos and videos. This is your opportunity to tell your organization's story and give others a clear picture of who you are and the work your organization does.

The screenshot shows the 'Organization Details' form in the artlook interface. The form is divided into two main sections: 'Organization Details' and 'Photo & Video Center'. The 'Organization Details' section includes fields for 'Organization / Teaching Artist Name' (filled with 'Writing Lab'), 'Website' (filled with 'http://www.writinglab.com'), and 'Phone' (filled with '(333) 333-3333'). There is also a section for 'Organization Logo / Photo' with a 'Select File' button and a 'Remove' button. The 'Photo & Video Center' section includes 'Spotlight Images' and 'Spotlight Video' sections. The 'Spotlight Images' section has a 'Select Files' button and a 'Remove' button. The 'Spotlight Video' section has a 'Select File' button and a 'Remove' button. There is also a 'Text description of this video (accessibility)' field.

The screenshot shows the 'About' section in the artlook interface. It includes a text area for 'About your organization or teaching artist practice:' with a placeholder text: 'a nonprofit organization dedicated to supporting students ages 6 to 18 with their creative and expository writing skills and to helping teachers inspire their students to write.' Below this is a 'Location' section with fields for 'Street' (filled with '123 Main St'), 'City' (filled with 'Sacramento'), 'State' (filled with 'California'), and 'Zip' (filled with '9581'). There are two sections with checkboxes: 'Which arts disciplines are addressed by your school programs?' and 'Which of the following characteristics apply to you or your organization?'. The 'About' section also includes a 'Badges' section with 'Yes' and 'No' buttons for 'Looking for Teaching Artist', 'Any Given Child Organization Participant', and 'Org Text Badge'. A 'Save' button is at the bottom.

2 Programs

The **Programs** section allows your organization to showcase the full range of programs you offer while providing key details that help schools and partners better understand your services, including instructional approaches, languages offered, program types, program disciplines, grade levels served, and more.

The screenshot displays the '2025-26 artlook Map Profile' page. The left sidebar contains navigation links: Home, 2025-26 artlook Map Profile (highlighted with a yellow arrow), 2025-26 Partner Report, and FAQ. The main content area is titled '2025-26 artlook Map Profile' and includes a navigation menu with 'Organization', 'Programs' (selected), 'School Partnerships', 'Contacts', and 'Associated Teaching Artist'. Below the menu, there is a '2025-26' tab and a section titled 'List All the Programs You Offer'. This section contains instructions: 'Please list all programs your organization offers. Enter overarching organization programs (programs such as residencies, in-school performances, field trips, etc.) – not an individual school's programs. For example, if you provide a dance residency named "Rhythms Around the World" to many schools, you only need to enter this program one time, not for each school you're providing the residency to.' Below the instructions are two buttons: '- Remove New Program' and 'Copy a program from another school year'. A 'New Program' section follows, featuring a 'Save Program' button, a 'Delete Program' link, and a form with fields for 'Name', 'Grades' (with a dropdown menu), and 'Description' (with a rich text editor). Below the form is an 'Upload photos' section with a 'Select Files' button and a question: 'Which of the following describes how your program approaches arts instruction to accomplish its objectives? For a full list of definitions, please click [here](#).' The options are 'Arts Instruction', 'Arts Integration', and 'Arts Experiences'. The footer includes the 'artlook SACRAMENTO' logo and 'Powered by artlook'.

3 School Partnerships

The **School Partnerships** section allows your organization to highlight current partnerships with schools by listing the schools you serve and indicating the type of programs provided at each partner school ie. field trip, residency, etc.

The screenshot shows the '2025-26 artlook Map Profile' page for an administrator. The page is titled '2025-26 artlook Map Profile' and has a navigation menu with 'Organization', 'Programs', 'School Partnerships', 'Contacts', and 'Associated Teaching Artist'. The 'School Partnerships' section is active, showing a '2025-26' tab and a 'List All Your School Partnerships' heading. Below the heading, there is a text prompt: 'List all schools you worked with at any point during the chosen school year. For a list of program definitions, please click [here](#).' There are two buttons: '+ Add New Partner' and 'Copy partners from other school years'. A table lists two schools with checkboxes for various program types. A 'Save' button is located below the table. A 'Tips' section at the bottom provides additional information.

School Name	Field Trip	Online / Virtual	Out-of-School and/or Summer	Performance / Workshop	Professional Development	Residency	Resources	Other
x SAVA - Sacramento Academic and Vocational Academy - EGUSD	<input type="checkbox"/>	<input type="checkbox"/>	<input type="checkbox"/>	<input type="checkbox"/>	<input type="checkbox"/>	<input checked="" type="checkbox"/>	<input type="checkbox"/>	<input type="checkbox"/>
x Samuel Kennedy Elementary	<input type="checkbox"/>	<input type="checkbox"/>	<input type="checkbox"/>	<input type="checkbox"/>	<input type="checkbox"/>	<input type="checkbox"/>	<input checked="" type="checkbox"/>	<input type="checkbox"/>

3 Contacts

The **Contacts** section allows your organization to designate key staff members, including an Education Manager whose information will be publicly displayed, and an Executive Director whose information will be kept private for administrative purposes.

2025-26 artlook Map Profile

Organization Programs School Partnerships **Contacts** Associated Teaching Artist

Organization Contacts

Let us know how to get in touch with you by providing contact information! The individual you choose as your education contact will be listed on artlook® Map as the point person at your organization for facilitating education and school partnerships. This individual will also receive any requested password resets for your organization.

Education Contact

First Name	Last Name	Job Title	Phone	Email
<input type="text" value="Courtney"/>	<input type="text" value="Cintron"/>	<input type="text" value="Program Manager"/>	<input type="text" value="(000) 000-0000"/>	<input type="text" value="cc@parliamentdata.c"/>

Executive Director

First Name	Last Name	Job Title	Phone	Email
<input type="text" value="Sarah"/>	<input type="text" value="Jeng"/>	<input type="text" value="Executive Director"/>	<input type="text" value="(000) 000-0000"/>	<input type="text" value="sj@parliamentdata.c"/>

artlook SACRAMENTO

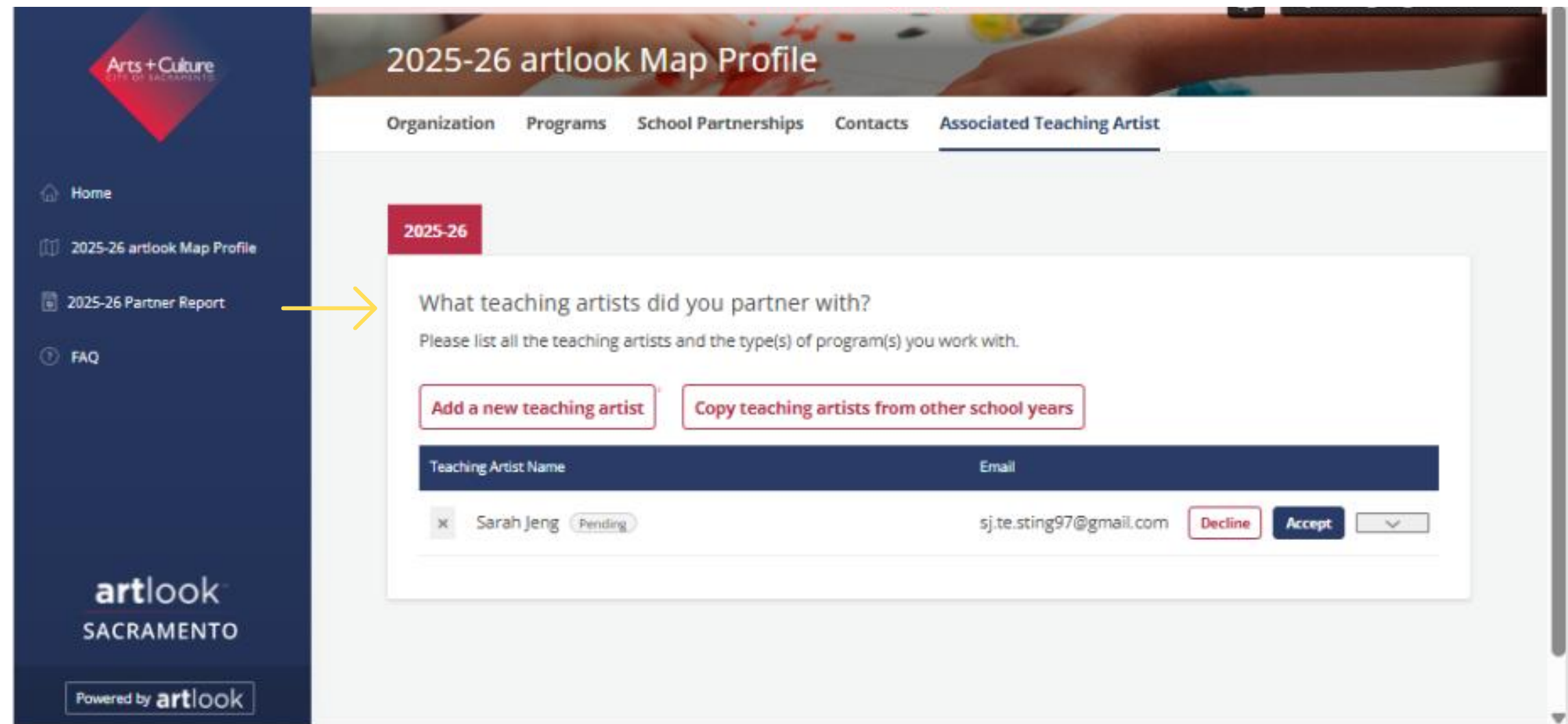
Powered by artlook

4

Associated Teaching Artists

The **Associated Teaching Artists** section allows your organization to add teaching artists to your organization's profile within the artlook ecosystem. Teaching Artists you add will appear on your organization's show page. Your organization will also appear on TA's page as an associated organization.

Teaching artists can also request to be associated with your organization; these requests will appear as pending until approved. Organizations will receive notifications when a teaching artist association is awaiting review.



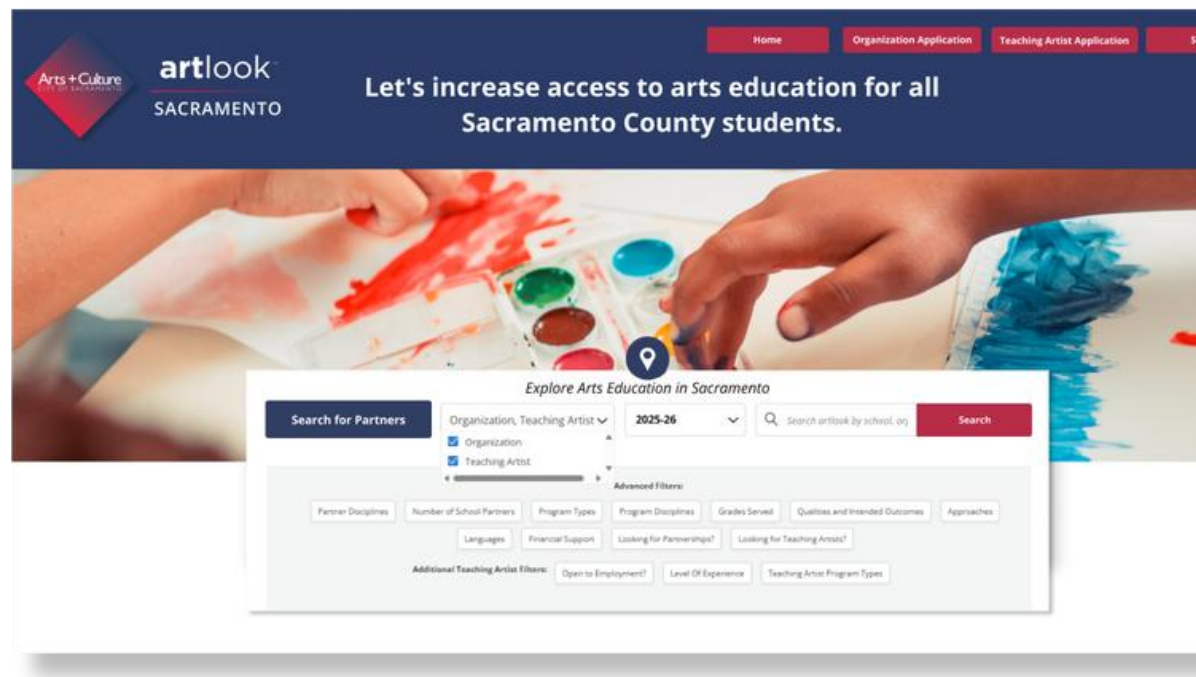
Setting up your artlook[®]
Profile

**Teaching
Artists**

3 Core Sections of artlook®

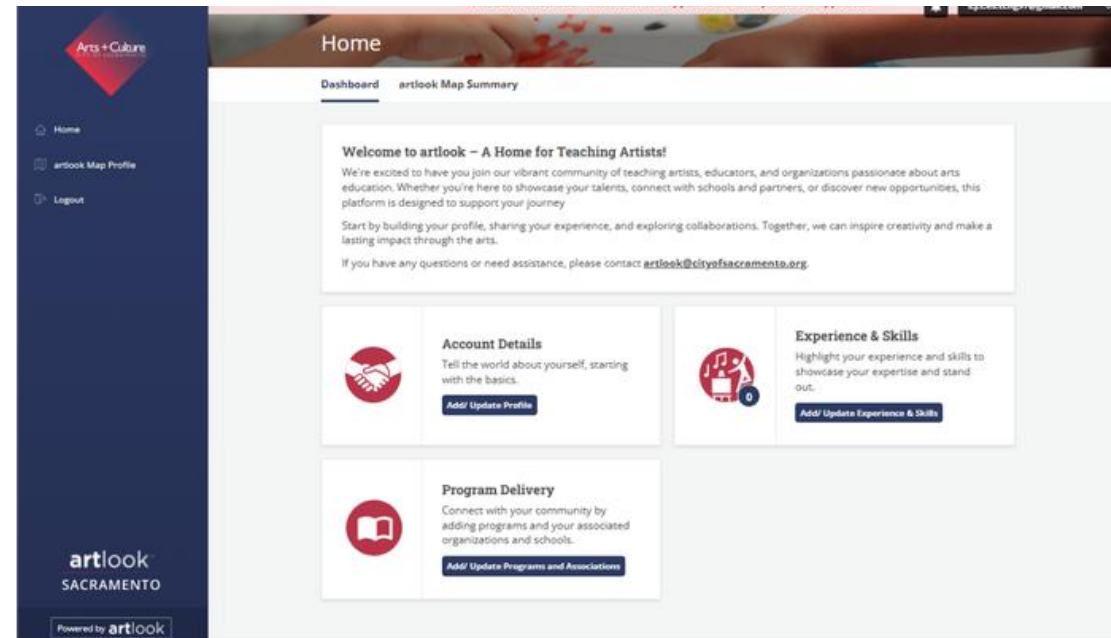
Public Directory & Map

(where you search for arts organizations or teaching artists)



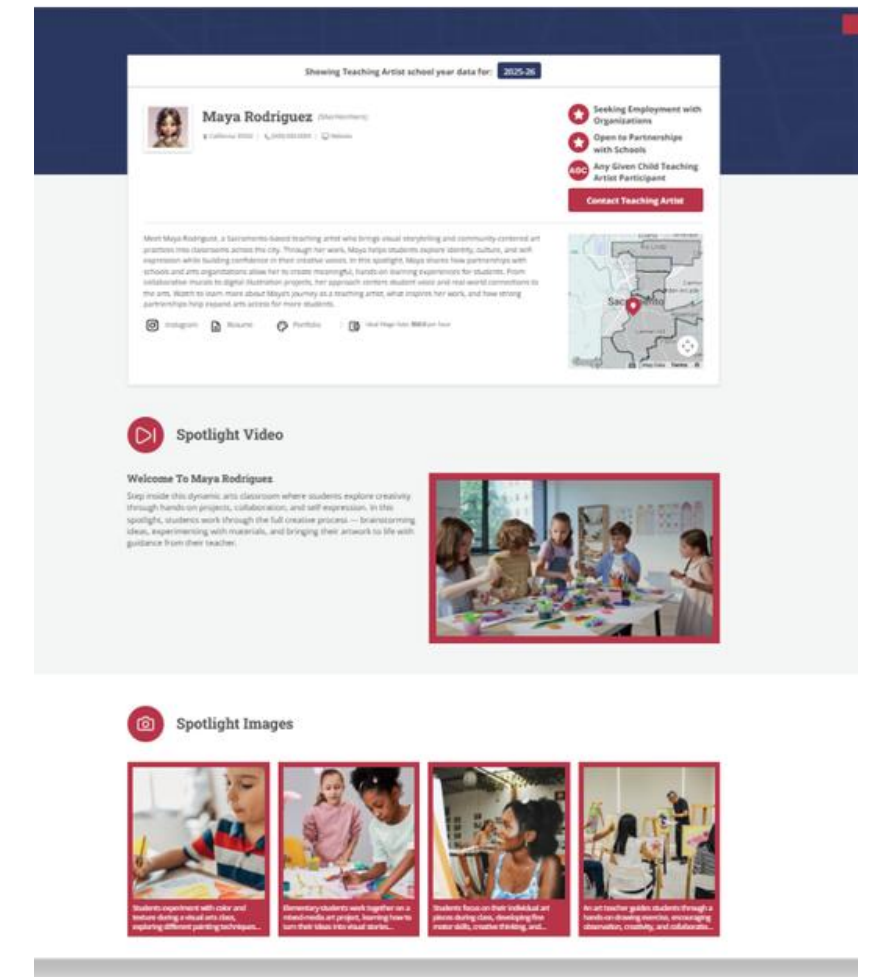
* User Portal *

(where you update your profile)



Public Profile

(Where people view your profile publicly)



Signing Into the User Portal

Sign in at sacramento.artlookmap.com

artlook
Arts + Culture
SACRAMENTO

Arts Organization Application Teaching Artist Application Sign In

Let's increase access to arts education for all Sacramento County students.

Explore Arts Education in Sacramento

Search for Arts Providers Organization, Teaching Artist 2025-26 Search artlook by school, or Search

Arts Organizations
 Teaching Artists

Advanced Filters:

Partner Disciplines Number of School Partners Program Types Program Disciplines Grades Served Qualities and Intended Outcomes Approaches

Languages Financial Support Looking for Teaching Artists? Badges

Additional Teaching Artist Filters: Open to Employment? Level Of Experience Teaching Artist Program Types

User Portal Sections

The screenshot shows the user portal dashboard for Teaching Artists. The page is titled "Home" and includes a navigation menu on the left with "Home", "artlook Map Profile", and "Logout". The main content area features a welcome message and three key sections: "Account Details", "Experience & Skills", and "Program Delivery".

Home

Dashboard artlook Map Summary

Welcome to artlook – A Home for Teaching Artists!

We're excited to have you join our vibrant community of teaching artists, educators, and organizations passionate about arts education. Whether you're here to showcase your talents, connect with schools and partners, or discover new opportunities, this platform is designed to support your journey.

Start by building your profile, sharing your experience, and exploring collaborations. Together, we can inspire creativity and make a lasting impact through the arts.

If you have any questions or need assistance, please contact artlook@cityofsacramento.org.

Account Details
Tell the world about yourself, starting with the basics.
[Add/ Update Profile](#)

Experience & Skills
Highlight your experience and skills to showcase your expertise and stand out.
[Add/ Update Experience & Skills](#)

Program Delivery
Connect with your community by adding programs and your associated organizations and schools.
[Add/ Update Programs and Associations](#)

artlook SACRAMENTO
Powered by artlook

Portal Dashboard

We've created a dedicated portal for Teaching Artists, making it easy to manage the information that appears on your artlook® Map Show Page. This streamlined dashboard allows Teaching Artists to take control of their public profile, share their experience, and connect with schools and organizations in meaningful ways.

Please note that there are 3 key sections to the Teaching Artist profile:

- Account Details
- Experience & Skills
- Program Delivery

1 Account Details

2025-26 artlook Map Profile

Account Details Experience & Skills Program Delivery

Account Details

First Name Last Name Pronouns Racial Demographic

Maya Rodriguez She/Her/Hers Multi-Racial

Contact Email Phone Website Instagram

s.j.testing97@gmail.com (000) 000-0000 www.google.com www.instagram.com

Show phone on Map?

Yes

Profile Picture or Logo (Accepted formats include png, jpg and jpeg. Your file must be less than 10 MB and will be cropped to be a square when uploaded.)

Uploaded Logo or Photo

Remove

Select File

Photo & Video Center

Spotlight Images (Accepted formats include png, jpg and jpeg. Your file must be less than 10 MB)

Select Files

Test_Image.png

Remove

Add Image Caption for Test_Image.png

Students experiment with color and texture during a visual a

Spotlight Video (Accepted formats include mp4. Your file must be less than 200 MB)

Test_Video.mp4.mp4

Remove

Select File

Add Video Caption

Step inside this dynamic arts classroom where students expl

For accessibility (WCAG 2.1), provide a text description of this video: important visuals, on-screen text, scene changes, and anything not fully conveyed by audio or captions. For a simple talking-head video where all meaning is in the audio, you may state that briefly.

Text description of this video (accessibility)

artlook SACRAMENTO

Powered by artlook

The **Account Details** section is where you'll enter the core information for your artlook® profile, such as your name, bio, location, and professional background. This is your opportunity to tell your story and give others a clear picture of who you are and the work you do.

Note: We have taken steps within the platform to be able to hide sensitive information, like exact address location and phone number, to protect Teaching Artists and support your data privacy.

Location

Your full address will not appear on the map. Your Show Page will only show your State and Zip Code.

Street

123 Street

City State Zip

Sacramento California 39392

Background

Years Of Experience Resume Link Portfolio Link Rate per Hour

Select https://www.nytimes.com/ https://rigorousthemes.com 50.0

Bio

Meet Maya Rodriguez, a Sacramento-based teaching artist who brings visual storytelling and community-centered art practices into classrooms across the city. Through her work, Maya helps students explore identity.

Seeking Employment with Organizations

Yes

Open to Partnerships with Schools

Yes

Save

artlook SACRAMENTO

Powered by artlook

© 2026 Parliament. All Rights Reserved. | Sitemap

Email artlook@cityofsacramento.org with questions.

2

Experience & Skills

The **Experience & Skills section** is your space to highlight your education, credentials, professional learning, and relevant experience. Use this section to showcase the skills you're most proud of and the types of work you're best known for.

The screenshot shows the 'Experience & Skills' section of the artlook profile. It features two main tables: 'Education' and 'Experience'. The 'Education' table lists two entries: School of the Art Institute of Chicago (BA, Fine Arts in Visual Arts, 2013-04-14) and Columbia College Chicago (MA, Arts Education, 2020-04-23). The 'Experience' table lists three entries: Teaching Artist (Chicago Arts Partnership in Education, 2014-03-28 to 2019-03-28), Community Arts Instructor (Hyde Park Art Center, 2021-04-20 to 2023-04-20), and Arts Program Assistant (After School Matters, 2023-04-08 to 2025-04-15). Each entry includes 'Edit' and 'X' buttons.

School	Degree	Field of Study	End Date	Description	Edit	X
School of the Art Institute of Chicago	BA	Fine Arts in Visual Arts	2013-04-14	View	Edit	X
Columbia College Chicago	MA	Arts Education	2020-04-23	View	Edit	X

Title	Employment Type	Company or Org	Location	Start Date	End Date	Description	Edit	X
Teaching Artist	Contract	Chicago Arts Partnership in Education (CAPE)	Chicago, IL	2014-03-28	2019-03-28	Leads visual arts residencies in K-8 schools, facilitating hands-on workshops in painting, mixed media, and collaborative mural projects while partnering with classroom teachers to integrate arts into core subjects.	Edit	X
Community Arts Instructor	Part-Time	Hyde Park Art Center	Sacramento, CA	2021-04-20	2023-04-20	Designed and taught after-school and summer arts programs for youth, focusing on creative expression, digital illustration, and community-based art projects.	Edit	X
Arts Program Assistant	Full-Time	After School Matters	Sacramento, CA	2023-04-08	2025-04-15	Supported arts programming logistics, assisted lead teaching artists, and coordinated materials and student exhibitions across multiple	Edit	X

The screenshot shows the 'Licenses & Certifications' and 'Skills & Offerings' sections. The 'Licenses & Certifications' table lists two entries: Arts Integration Certification (Teaching Artist Guild, 2020-04-08) and Substitute Teaching License (California State Board of Education, 2020-06-17). The 'Skills & Offerings' section includes checkboxes for 'Arts Instruction', 'Arts Integration', and 'Arts Experiences', and a list of languages spoken: English, Spanish, Arabic, Albanian, American Sign Language, and Bengali.

Title	Issuing Organization	Issue Date	Link to credential	Edit	X
Arts Integration Certification	Teaching Artist Guild	2020-04-08	View	Edit	X
Substitute Teaching License	California State Board of Education	2020-06-17	View	Edit	X

The screenshot shows the 'Professional Learning' section, which includes a table with two entries: Culturally Responsive Arts Education Workshop (Arts Partnership in Education, 2018-04-07, 120.0 hours) and Trauma-Informed Teaching in the Arts (After School Matters Professional Learning Institute, 2022-04-21, 80.0 hours). A 'Save' button is located below the table.

Name of training	Issuing Organization	Issue Date	Amount of hours	Edit	X
Culturally Responsive Arts Education Workshop	Arts Partnership in Education	2018-04-07	120.0	Edit	X
Trauma-Informed Teaching in the Arts	After School Matters Professional Learning Institute	2022-04-21	80.0	Edit	X

3

Program Delivery

Program Delivery

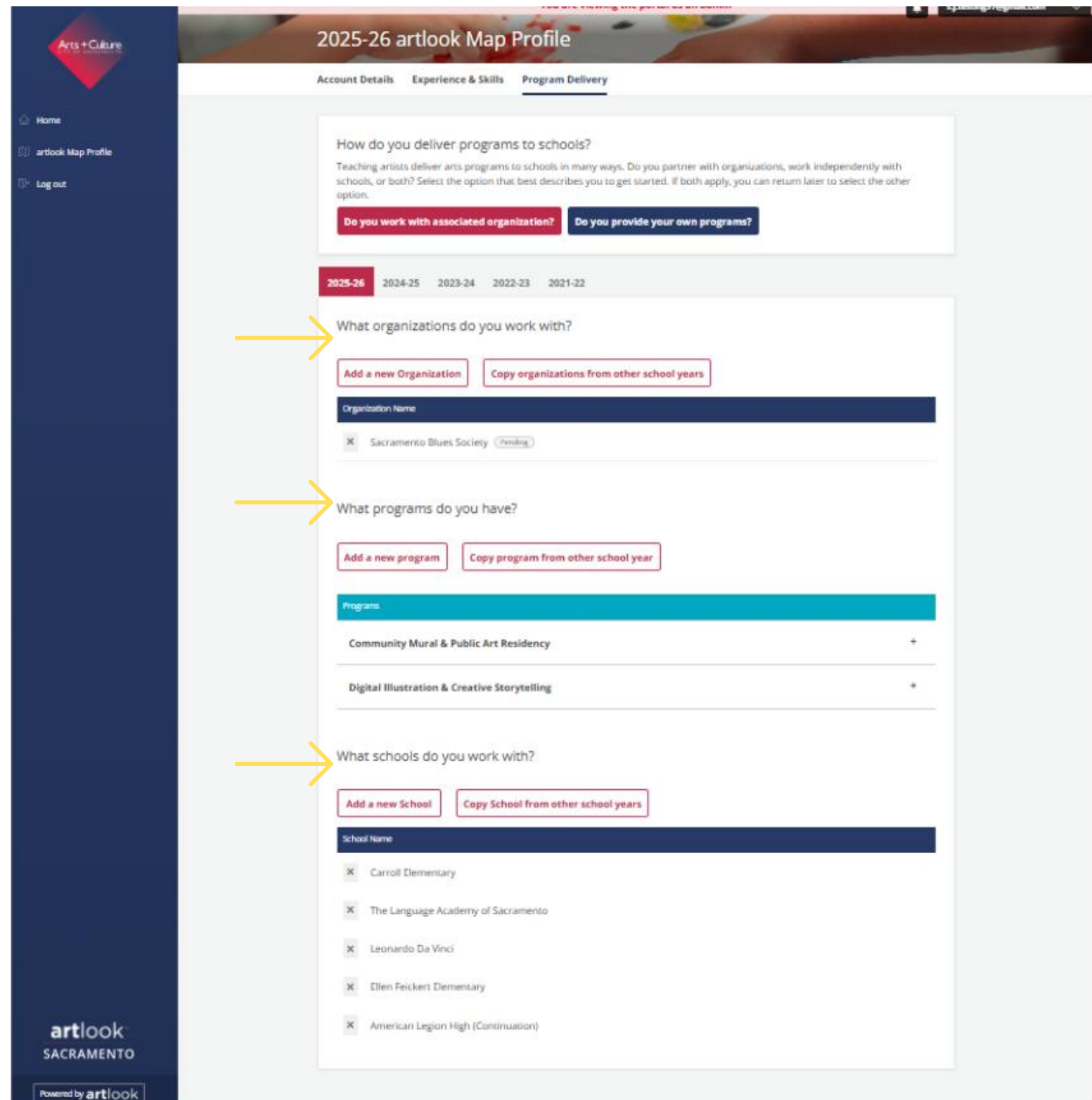
As a Teaching Artist on artlook, you have two ways to enter program information:

Programs Associated with Organizations:

Add programs that you run in partnership with arts organizations or other institutions.

Independent Programs: Add programs that you offer on your own directly to schools, such as workshops, residencies, or classes you run independently.

Please note that you are welcome to add programs in both of these ways at any time.



Please note: If you are adding a Program Associated with an Organization: Your associated arts organization(s) will receive a notification letting them know that they need to approve the requested association.

Associations will appear in a pending state on your profile until it they are approved. Please note: you may need to follow up with your organization(s) if you notice that they have not approved the requested association.

Q & A



artlook[™]

SACRAMENTO

Thank You!



artlook[™]

SACRAMENTO