

# Impacts of the COVID-19 Pandemic on Sacramento Residents

*Key Findings from a Citywide Survey  
Conducted June 2-4, 2020*



OPINION  
RESEARCH  
& STRATEGY

# Survey Methodology

---

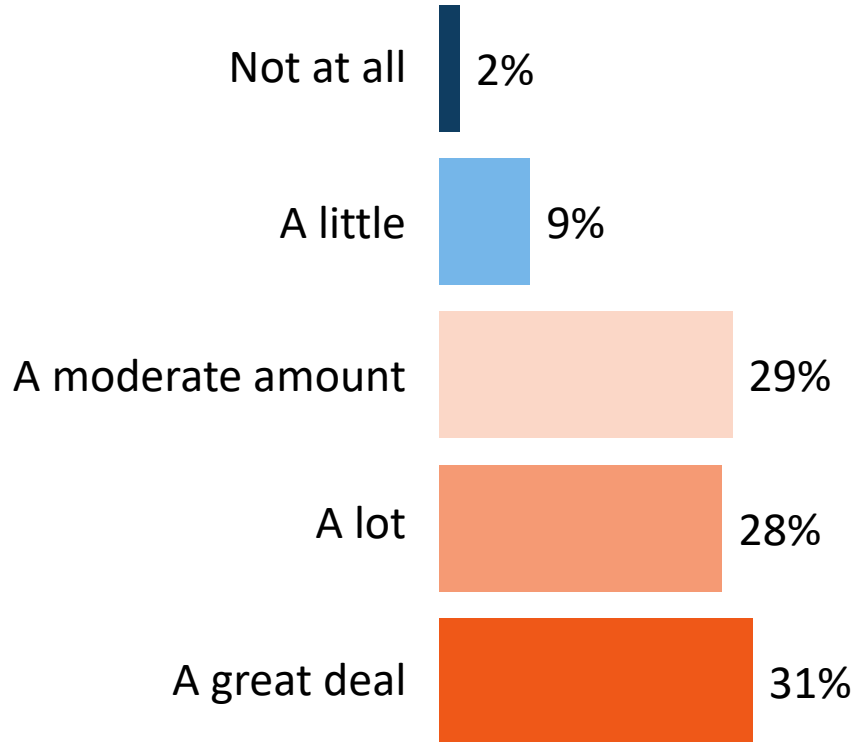
- 433 interviews with Sacramento residents at addresses selected at random from the Postal Service Delivery Sequence File
- Interviews conducted June 2-4, 2020 in English and Spanish
- Interviews conducted via telephone (landline and wireless) and online
- Margin of sampling error of +/-4.7% at the 95% confidence level; margins of error for subgroups within the sample will be larger
- Some percentages may not sum to 100% due to rounding



# **Experiences with COVID-19 and Stay-at- Home Requirements**

# Roughly nine in ten residents report at least a “moderate amount” of disruption from the outbreak.

*How much, if at all, has your life been disrupted by the COVID-19 outbreak?*

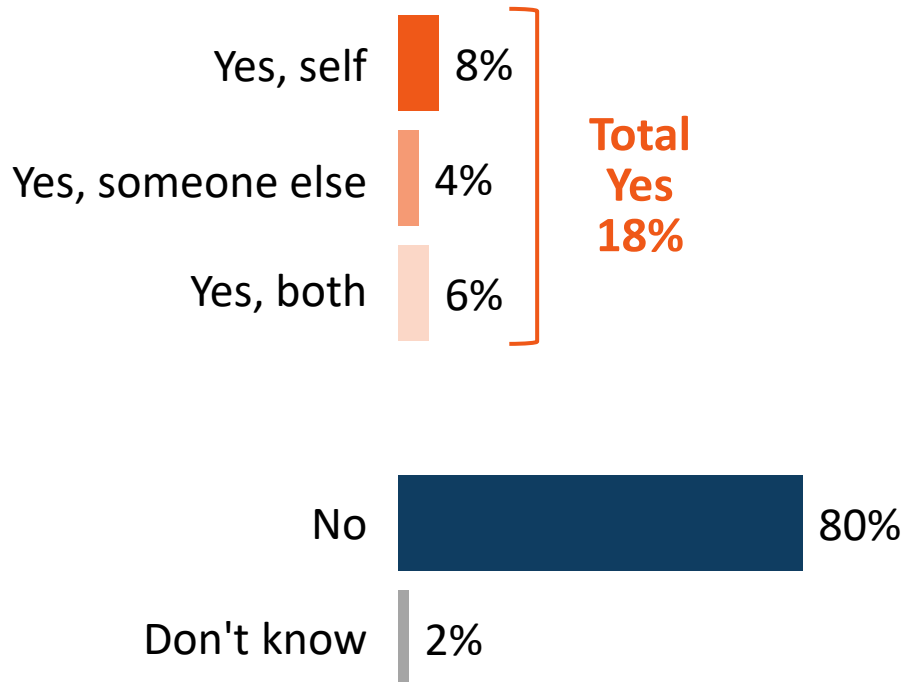


**Those most likely to say their lives have been disrupted “a great deal” are:**

- Residents of Districts 1 and 3
- Households with incomes between \$50,000 and \$75,000
- College-educated residents
- Ages 40-59

# One in five say they or someone in their household experienced COVID-like symptoms.

*The symptoms that generally define COVID are fever, dry cough, and shortness of breath. Since January 2020 have you or someone in your household experienced fever, dry cough, and/or shortness of breath?*

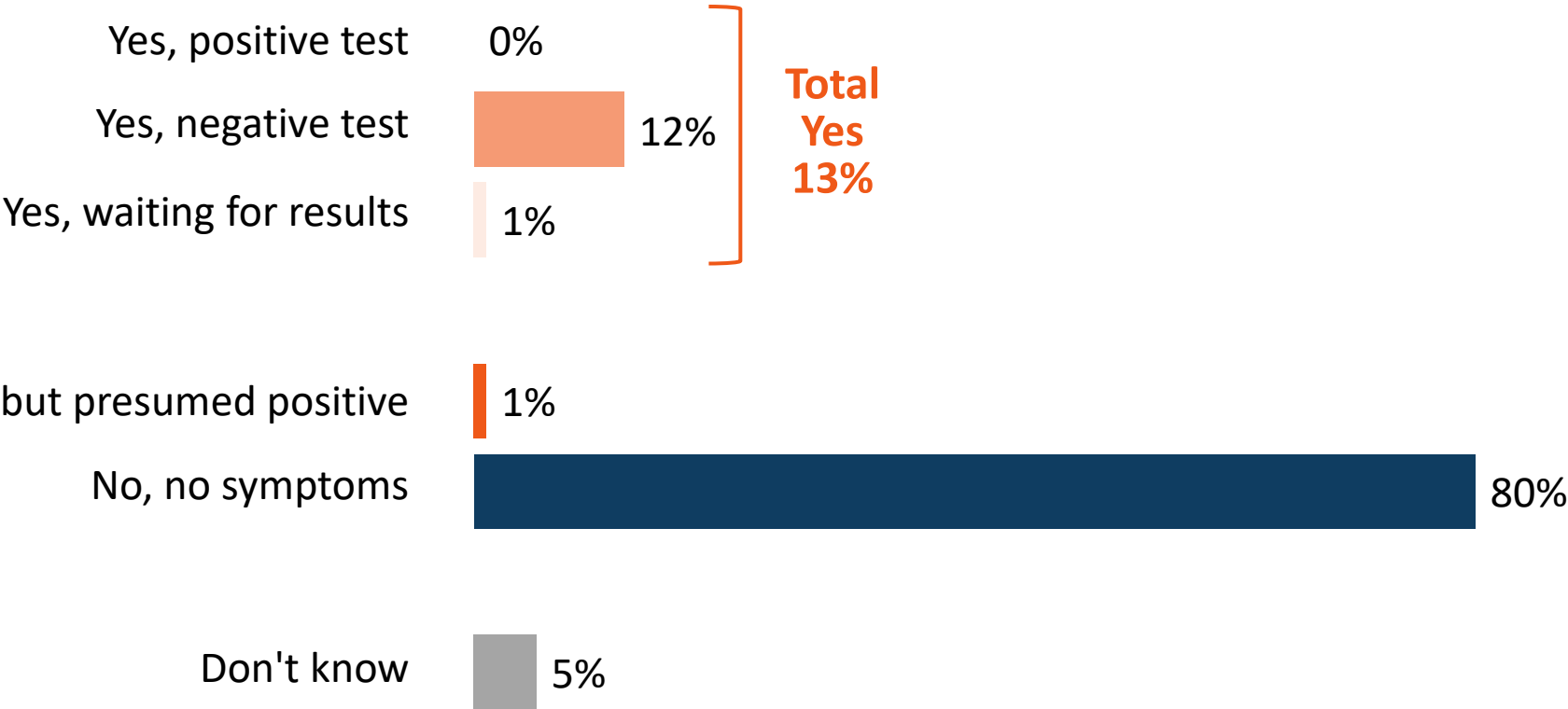


## Those most likely to have experienced COVID-like symptoms are:

- Residents with household incomes between \$30,000 and \$50,000
- Have served in the military
- City Council Districts 2, 4, and 5
- Between the ages of 40 and 59

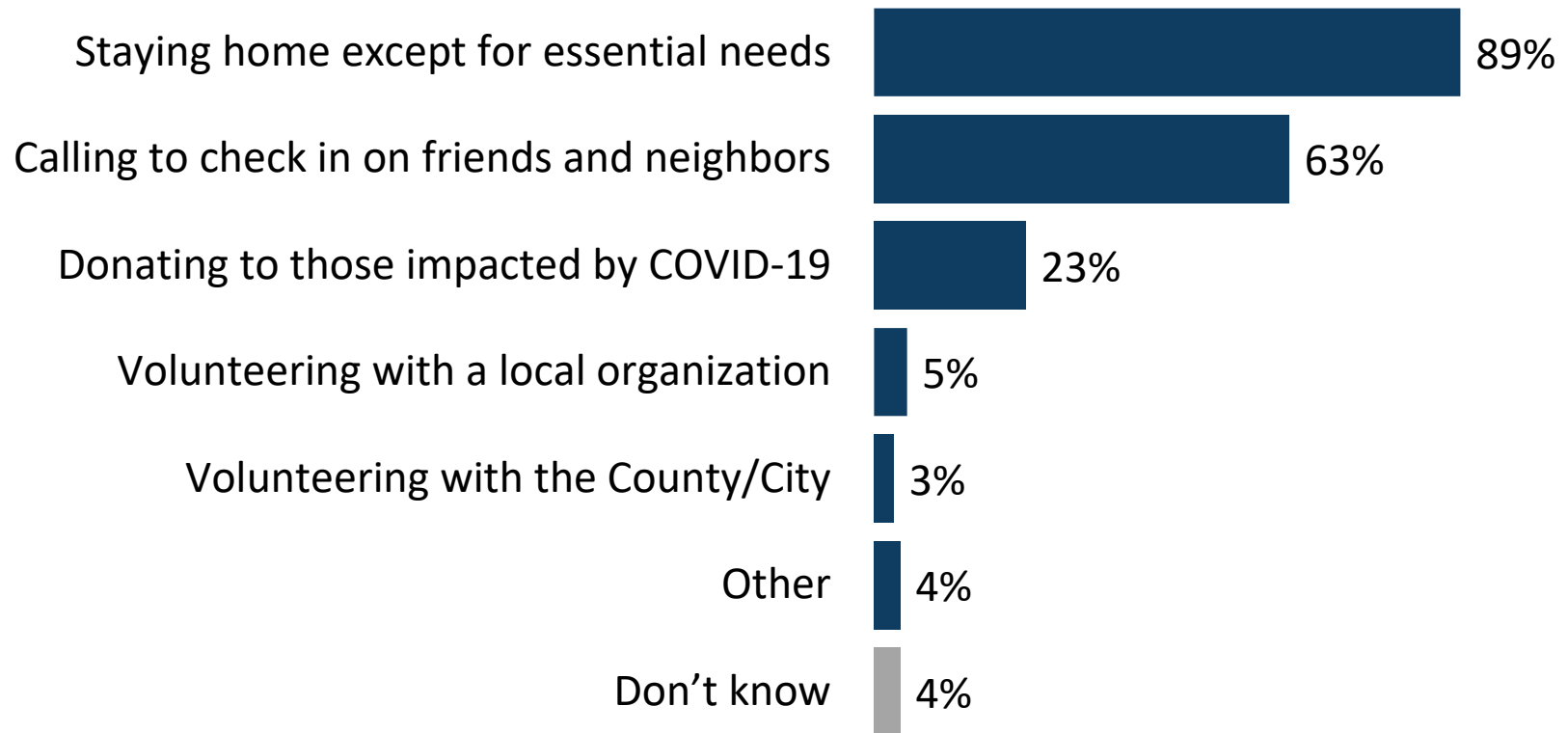
# Slightly more than one in ten households report having been tested for COVID-19.

*Have you or someone in your household been tested for COVID-19?*



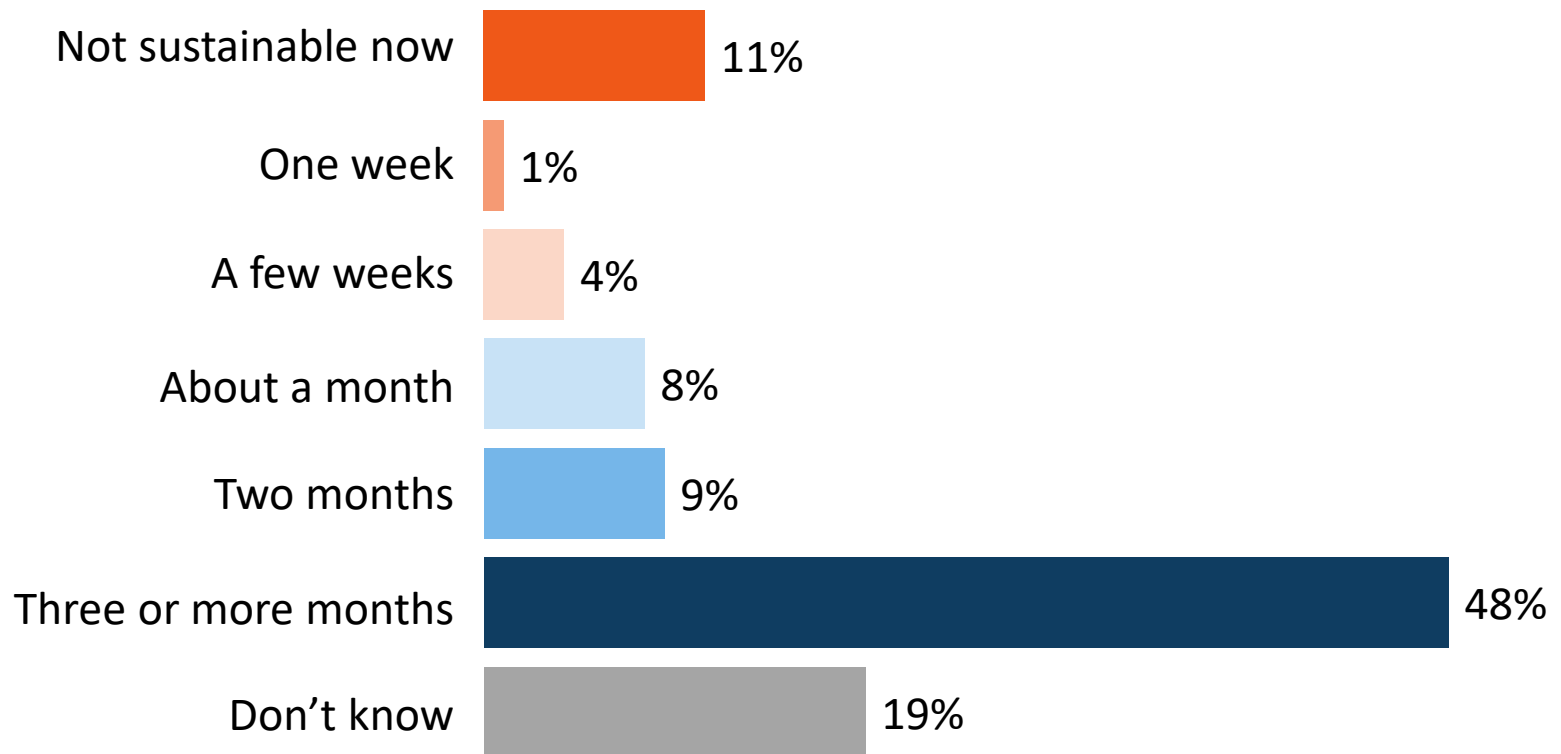
# Most Sacramentans say they have been staying home and checking in on others.

*Which of the following actions, if any, have you taken to assist your community with potential impacts and/or risk of COVID-19?  
(Multiple Responses Accepted)*



# Approximately half of respondents say they can sustain current arrangements for three or more months; one in ten say it is currently unsustainable.

*Thinking about your current arrangements for dealing with the stay-at-home order, how long is this something you can currently maintain?*

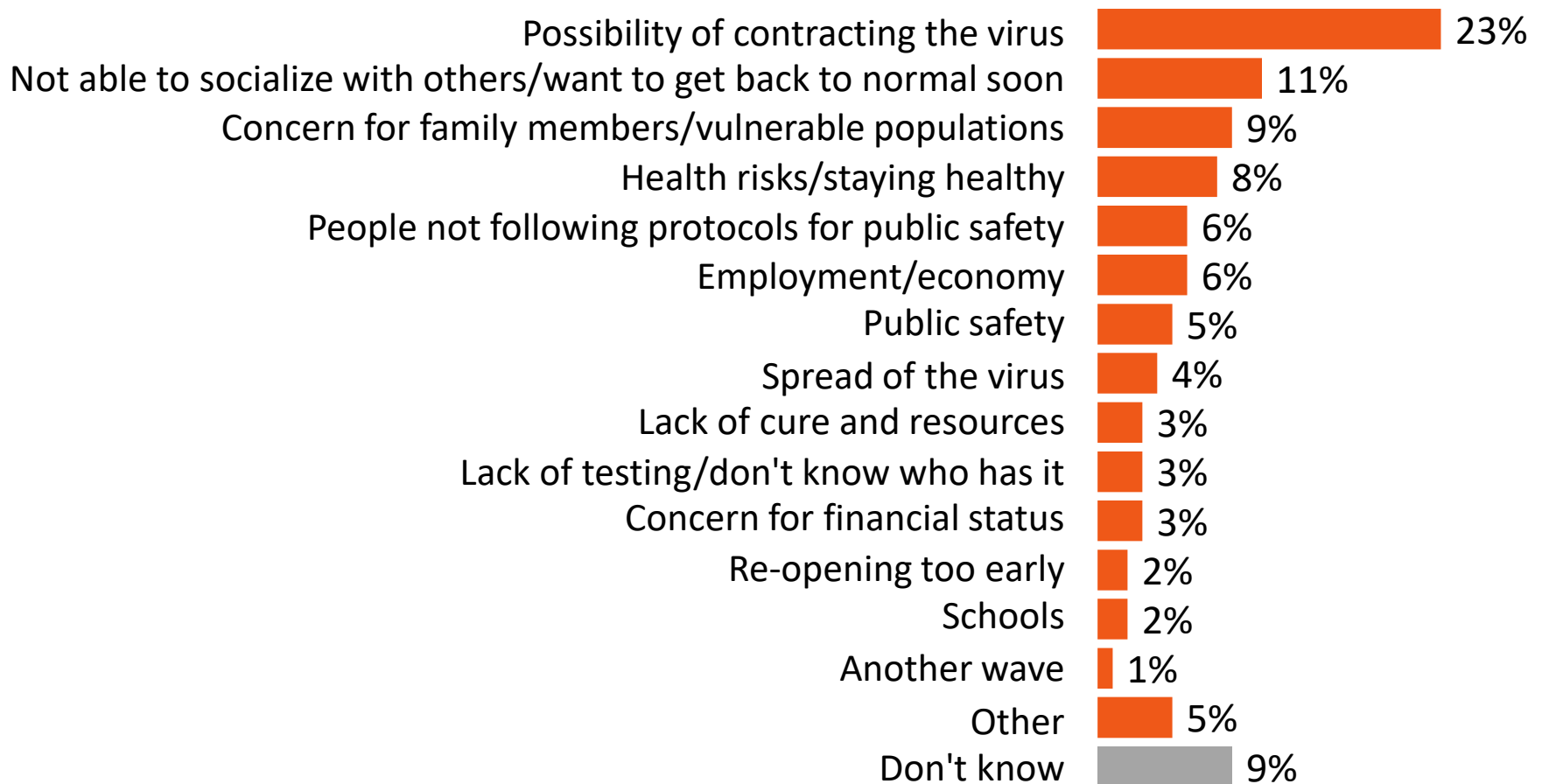




# **Concerns About COVID-19**

# Fear of infection is still residents' leading concern about the virus.

*What are your household's biggest concerns right now regarding COVID-19?  
(Open-ended)*



# Verbatim Comments Describing Respondents' Concerns

The spread of COVID-19 is not over by any means. Some people think we are back to normal, when in fact we are all still at risk.

I am worried about bringing COVID-19 into the house.

Getting schools reopened.

Staying healthy, as I have worked the entire time.

Closures of local businesses.

The fact that they don't have a lot of information about the origin of it, and when a vaccine is going to be created.

Contracting it and spreading it.

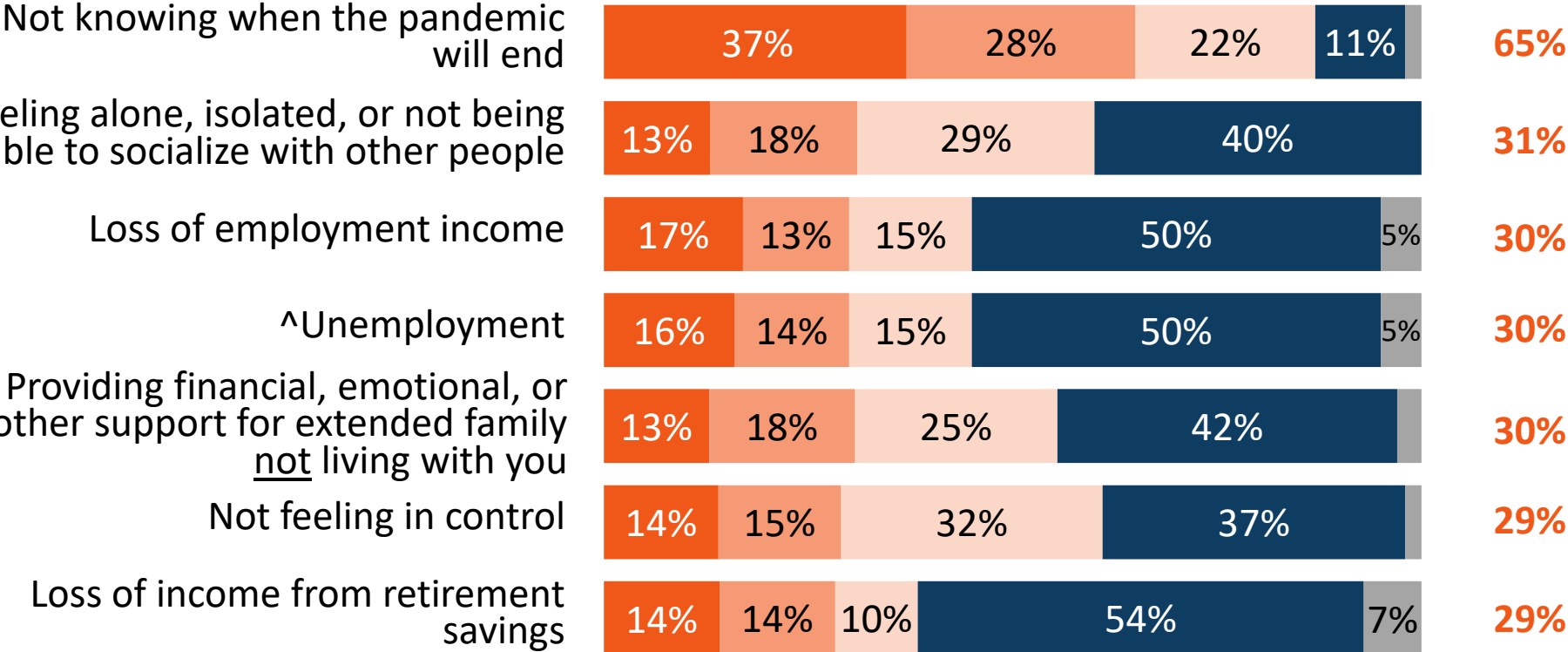
Not being able to do things like I once was. I am uncomfortable with social distancing.

Schooling issues and childcare.

# Not knowing when the pandemic will end is by far the biggest source of concern.

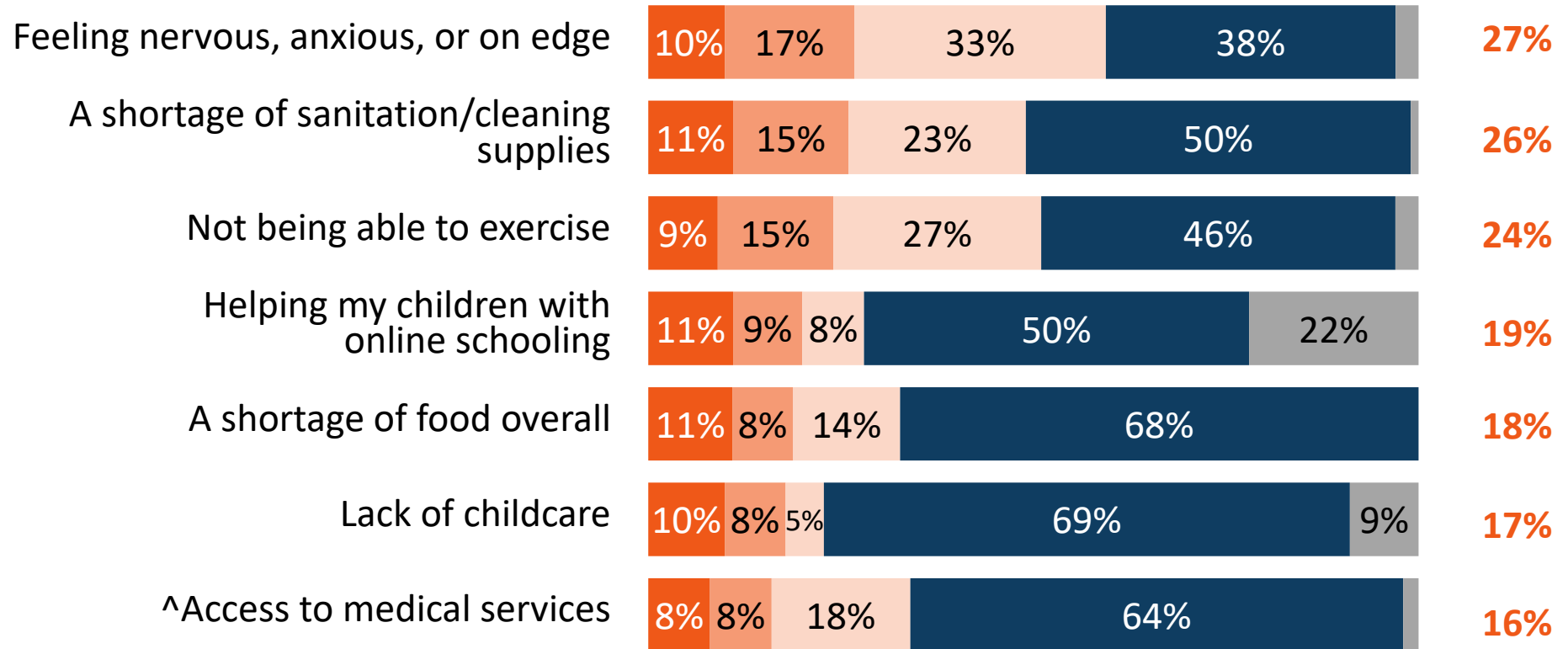
The COVID-19 pandemic is challenging in many ways. Please rate how much of a problem the following are for your household: an extremely serious problem, a very serious problem, somewhat serious problem, or not too serious a problem in your household.

Ext. Ser. Prob. Very Ser. Prob. Smwt. Ser. Prob. Not Too Ser. Prob. Don't know **Ext./Very Ser. Prob.**



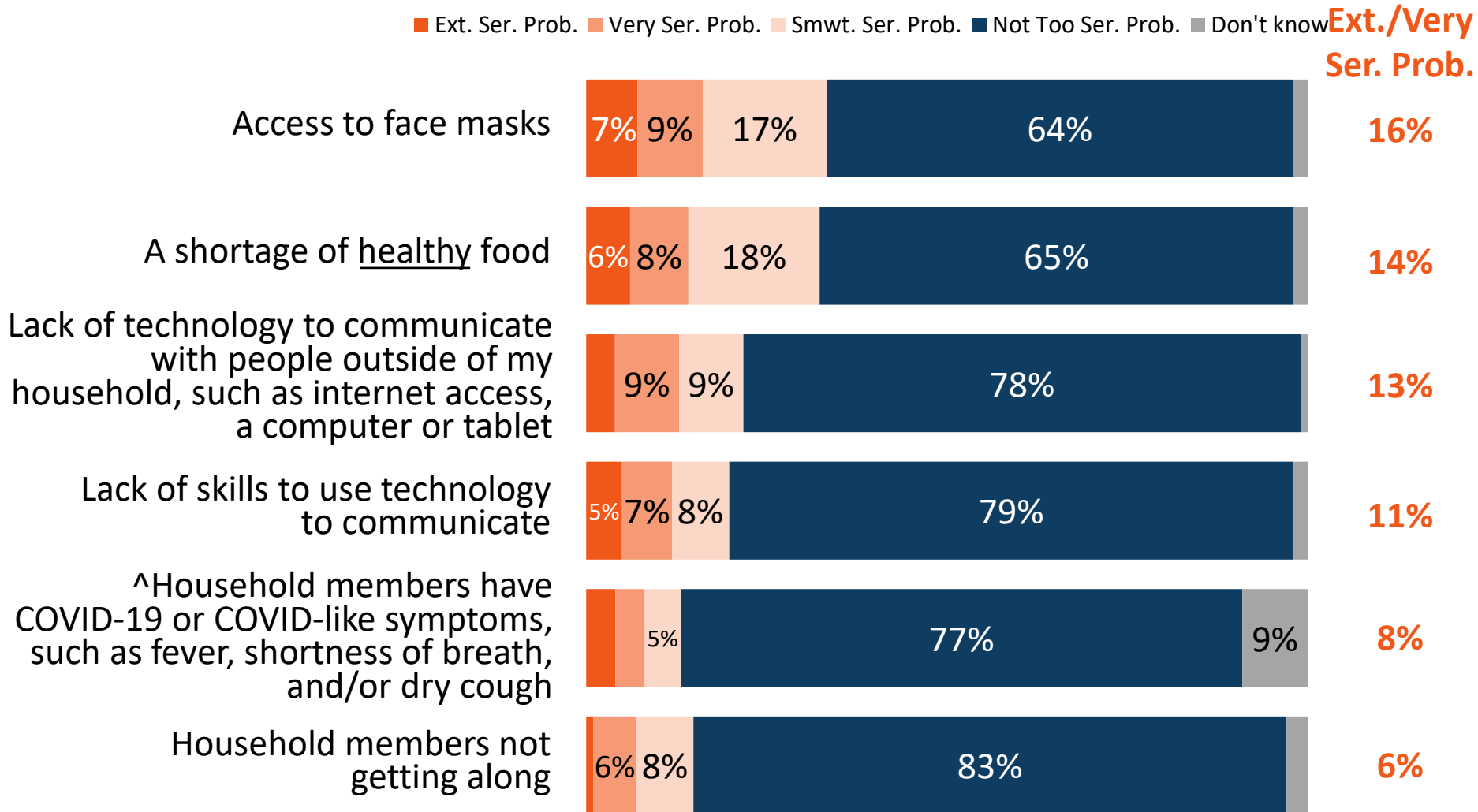
# Feelings of anxiety, a shortage of cleaning supplies and not being able to exercise are viewed as “very serious” problems by only one-quarter of respondents.

Ext. Ser. Prob. Very Ser. Prob. Smwt. Ser. Prob. Not Too Ser. Prob. Don't know **Ext./Very Ser. Prob.**



*43% of parents say helping with online schooling is a “very serious” problem, and 28% say the same about a lack of childcare.*

# A number of other issues were rated “very serious” problems by less than one in five residents.



Q7. The COVID-19 pandemic is challenging in many ways. Please rate how much of a problem the following are for your household: an extremely serious problem, a very serious problem, somewhat serious problem, or not too serious a problem in your household. ^Not Part of Split Sample

# White respondents are less worried than others about when the pandemic will end; Latinos and African Americans are more worried about social isolation than others are.

*(Extremely/Very Serious Problem)*

Problem	All Resp.	Race/Ethnicity					All Resp. of Color
		Whites	Latinos	African Americans	Asians/ Pacific Islanders		
Not knowing when the pandemic will end	<b>65%</b>	<b>56%</b>	75%	69%	72%	72%	
Feeling alone, isolated, or not being able to socialize with other people	<b>31%</b>	25%	<b>43%</b>	<b>42%</b>	16%	37%	
Loss of employment income	<b>30%</b>	25%	37%	26%	41%	35%	
^Unemployment	<b>30%</b>	26%	<b>41%</b>	26%	30%	33%	
Providing financial, emotional, or other support for extended family <u>not</u> living with you	<b>30%</b>	20%	<b>48%</b>	<b>40%</b>	22%	39%	
Not feeling in control	<b>29%</b>	27%	26%	<b>44%</b>	14%	30%	
Loss of income from retirement savings	<b>29%</b>	21%	39%	29%	24%	32%	

# Latinos are more likely to report concern about anxiety and African-Americans to be concerned about cleaning and sanitation supply shortages.

*(Extremely/Very Serious Problem)*

Problem	All Resp.	Race/Ethnicity					All Resp. of Color
		Whites	Latinos	African Americans	Asians/ Pacific Islanders		
Feeling nervous, anxious, or on edge	<b>27%</b>	23%	<b>40%</b>	33%	18%	30%	
A shortage of sanitation and cleaning supplies, such as toilet paper and disinfectants	<b>26%</b>	20%	32%	<b>42%</b>	22%	33%	
Not being able to exercise	<b>24%</b>	17%	34%	18%	26%	30%	
Helping my children with online schooling	<b>19%</b>	10%	30%	28%	28%	29%	
A shortage of food overall	<b>18%</b>	8%	40%	14%	12%	27%	
Lack of childcare	<b>17%</b>	11%	28%	26%	5%	22%	
^Access to medical services, such as emergency care, basic medical care and needed prescriptions	<b>16%</b>	13%	24%	8%	16%	18%	

Q7. The COVID-19 pandemic is challenging in many ways. Please rate how much of a problem the following are for your household: an extremely serious problem, a very serious problem, somewhat serious problem, or not too serious a problem in your household. ^Not Part of Split Sample



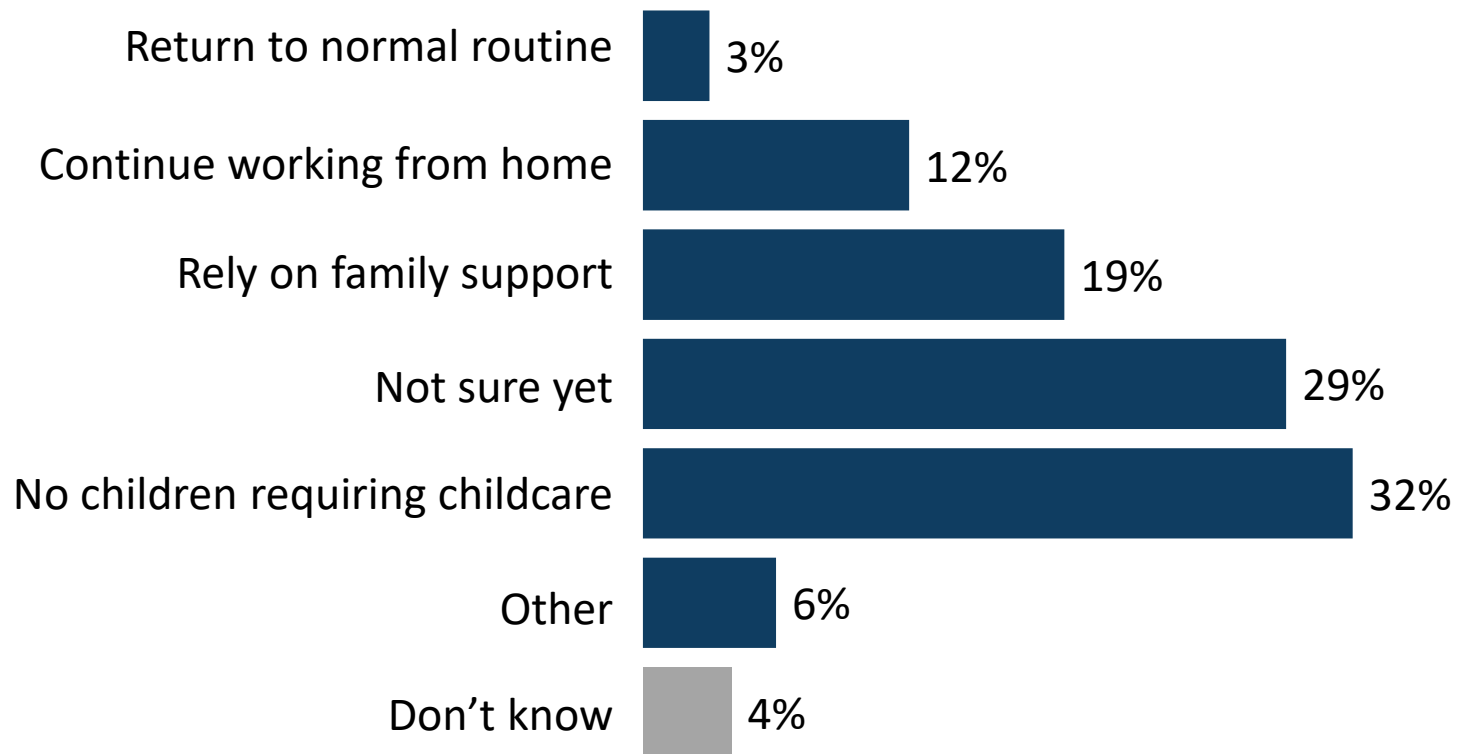
# Latinos are also more concerned than others about lack of access to technology.

(Extremely/Very Serious Problem)

Problem	All Resp.	Race/Ethnicity				
		Whites	Latinos	African Americans	Asians/ Pacific Islanders	All Resp. of Color
Access to face masks	<b>16%</b>	11%	20%	17%	12%	20%
A shortage of <u>healthy</u> food	<b>14%</b>	8%	23%	20%	15%	21%
Lack of technology to communicate with people outside of my household, such as internet access, a computer or tablet	<b>13%</b>	2%	<b>31%</b>	5%	6%	21%
Lack of skills to use technology to communicate	<b>11%</b>	3%	25%	21%	16%	20%
^Household members have COVID-19 or COVID-like symptoms, such as fever, shortness of breath, and/or dry cough	<b>8%</b>	4%	11%	4%	16%	11%
Household members not getting along	<b>6%</b>	2%	12%	5%	5%	8%

# A plurality of parents who need childcare are not sure how they will address it this summer.

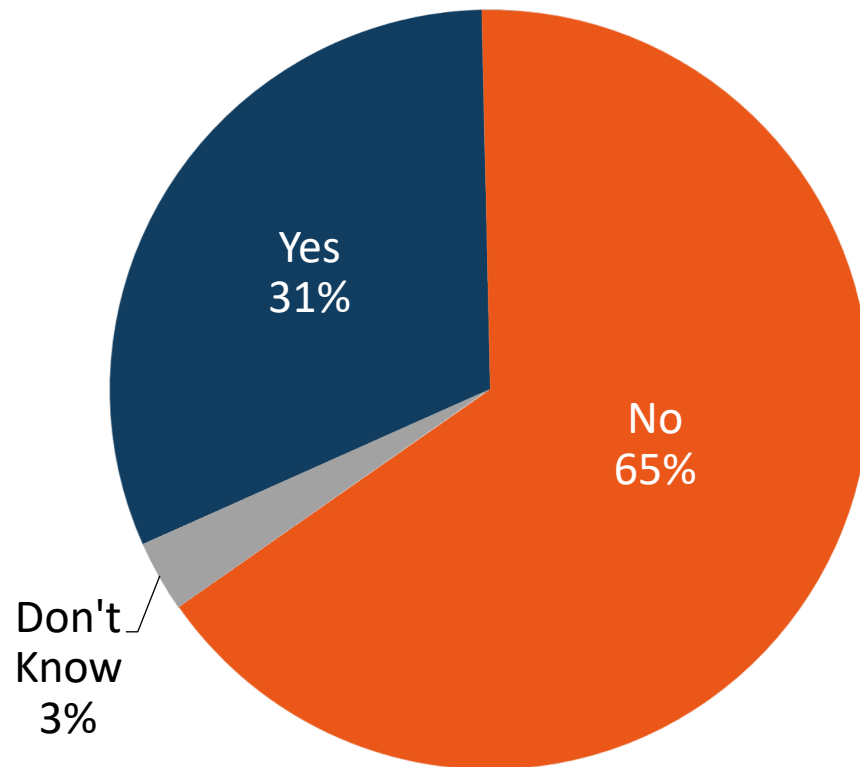
*If children requiring childcare live in your household,  
how will you address summer childcare?  
(Asked Only of Parents of Children Under 18)*



# **Impacts to Income and Work**

# Nearly one-third have lost their jobs or had their hours reduced.

*Have you lost your job or had your hours reduced because of the COVID-19 public health emergency?*



# Latinos and those earning less than \$50,000 have been more impacted than others.

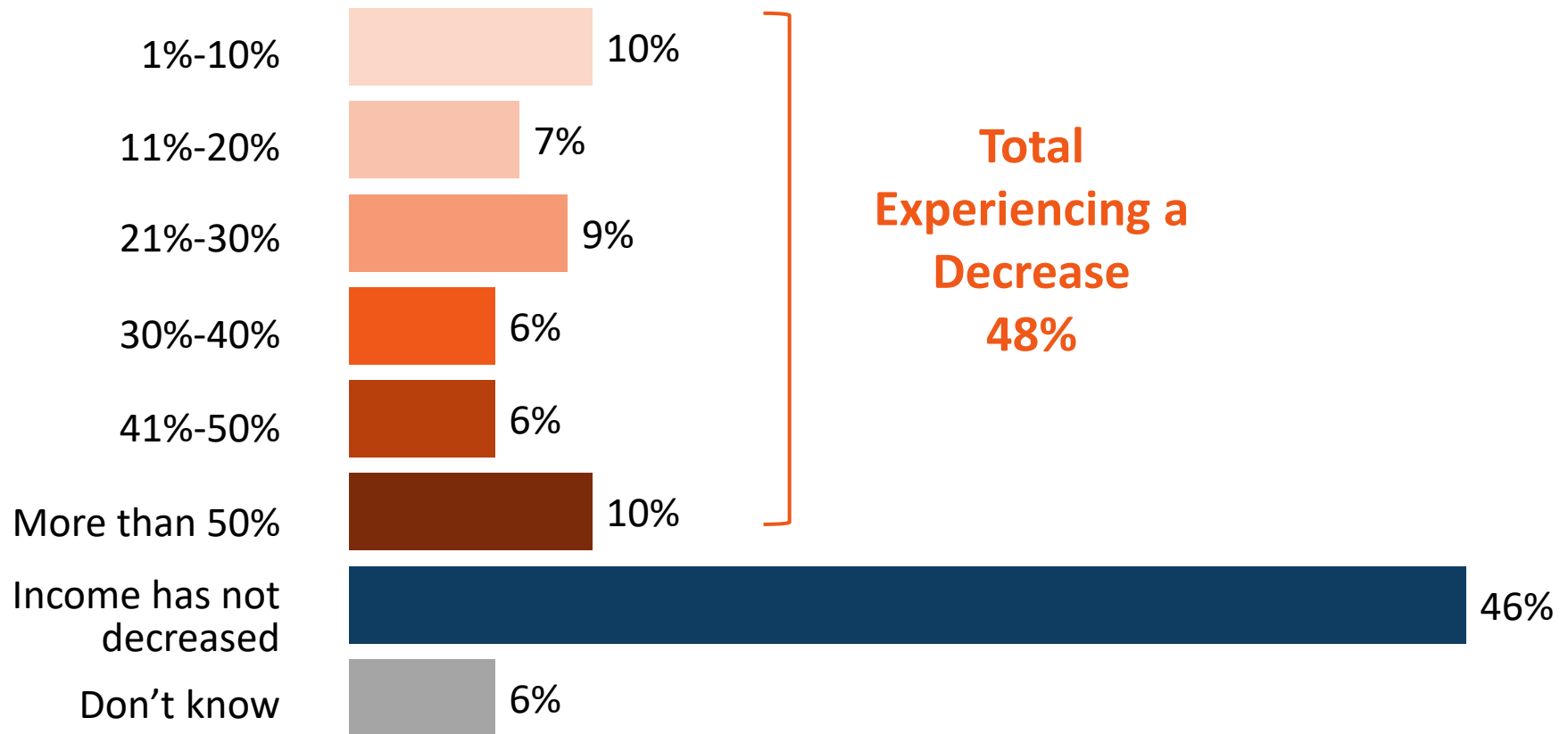
Demographic Group	Lost Job/Hours Reduced	No Impact to Job
<b>Gender</b>		
Men	36%	59%
Women	27%	71%
<b>Household Income</b>		
<\$30,000	42%	51%
\$30,000-\$50,000	59%	34%
\$50,000-\$75,000	26%	69%
\$75,000-\$100,000	26%	74%
\$100,000+	17%	83%
<b>Race/Ethnicity</b>		
Whites	29%	66%
Latinos	43%	57%
African Americans	28%	69%
Asians/Pacific Islanders	22%	74%
All Respondents of Color	34%	64%

# Residents under age 30 have experienced more negative economic impacts.

Demographic Group	Lost Job/Hours Reduced	No Impact to Job
<b>City Council District</b>		
District 1 – Ashby	38%	54%
District 2 – Warren	32%	68%
District 3 – Harris	40%	56%
District 4 – Hansen	20%	80%
District 5 – Schenirer	46%	53%
District 6 – Guerra	29%	65%
District 7 – Jennings	24%	68%
District 8 – Carr	25%	75%
<b>Age</b>		
18-29	46%	48%
30-39	34%	61%
40-49	37%	61%
50-59	27%	68%
60-64	16%	82%
65+	22%	76%

# Nearly half say their household income has decreased during the stay-at-home order.

*During the stay at home order, has your household income decreased?*



# Those with household incomes less than \$50,000 are most likely to have seen their income decrease.

Amount	All Resp.	Household Income				
		<\$30,000	\$30,000-\$50,000	\$50,000-\$75,000	\$75,000-\$100,000	\$100,000 +
Total Decreased	<b>48%</b>	61%	62%	39%	48%	40%
Income Has Not Decreased	<b>46%</b>	31%	37%	57%	47%	58%

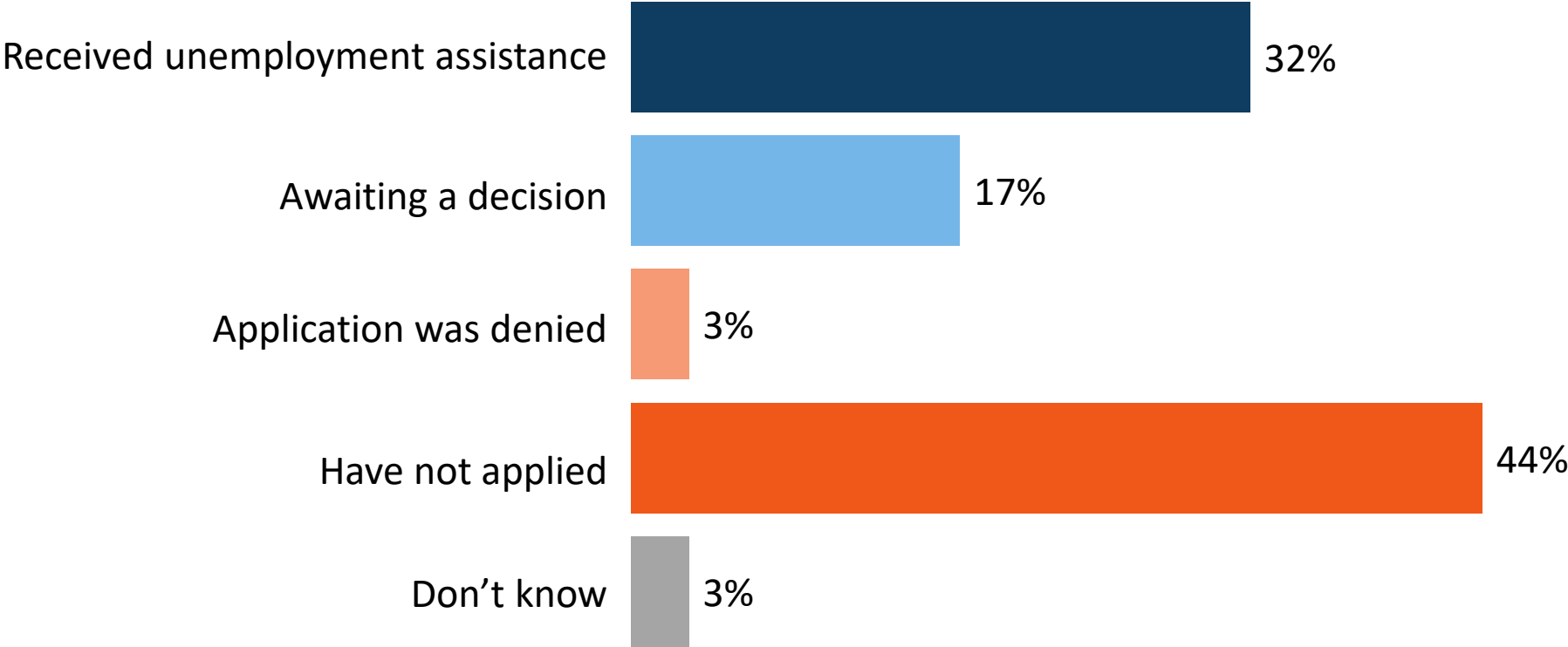


# Latino residents are most likely to have seen their income decrease during the pandemic.

Amount	All Resp.	Race/Ethnicity				
		Whites	Latinos	African Americans	Asians/ Pacific Islanders	All Resp. of Color
Total Income Decreased	<b>48%</b>	40%	66%	36%	48%	56%
Income Has Not Decreased	<b>46%</b>	51%	34%	54%	50%	41%

# Of those who have lost their jobs or had hours cut, one third received unemployment assistance.

*Have you applied for unemployment assistance in response to the COVID-19 public health emergency as a result of your lost or reduced income?  
(Asked Only of Those Who Lost Their Job or Had Work Hours Reduced)*



# Those with household incomes under \$30,000 are most likely to have received unemployment assistance during this time.

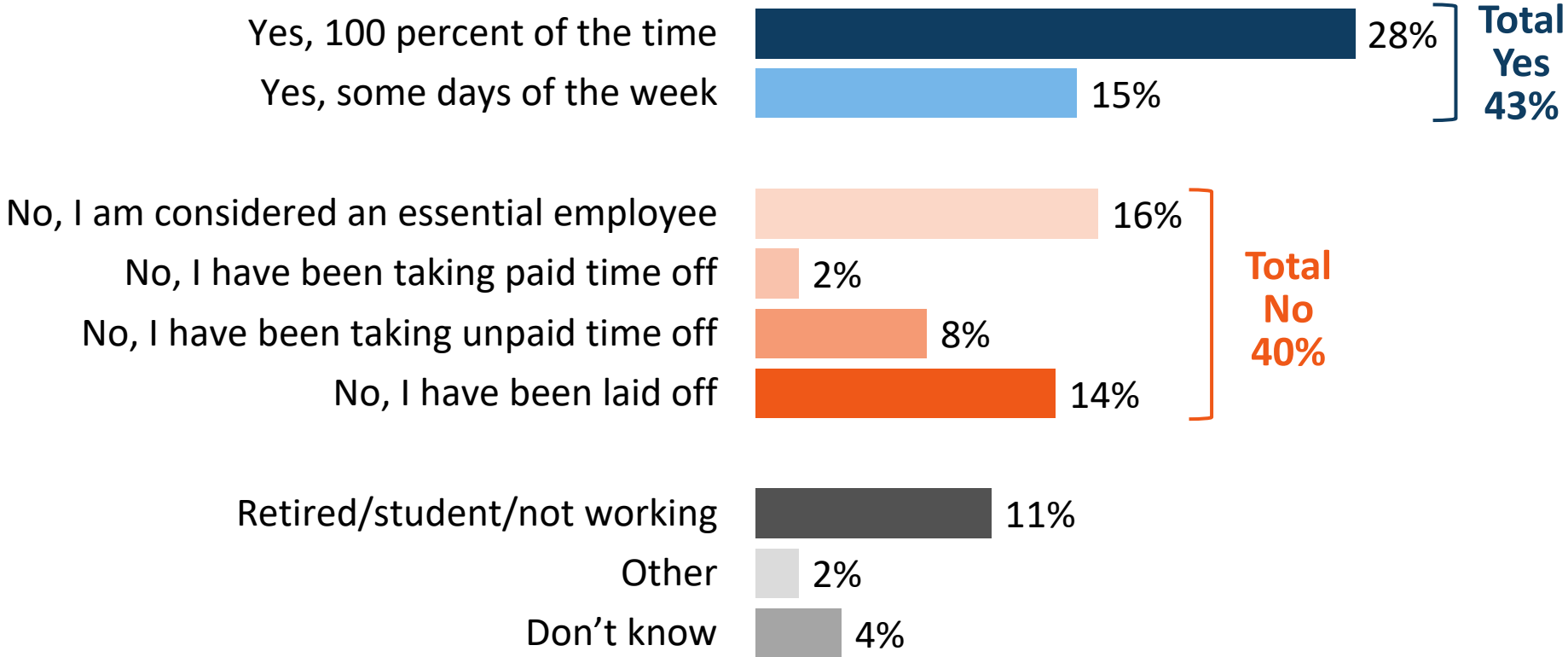
Unemployment Assistance Status	All Resp.	Household Income				
		<\$30,000	\$30,000-\$50,000	\$50,000-\$75,000	\$75,000-\$100,000	\$100,000+
Received unemployment assistance	<b>32%</b>	42%	27%	25%	30%	28%
Awaiting a decision	<b>17%</b>	13%	19%	11%	28%	25%
Application was denied	<b>3%</b>	0%	10%	0%	0%	0%
Have not applied	<b>44%</b>	45%	43%	59%	42%	42%

# Asian/Pacific Islanders are least likely to have received unemployment assistance.

Unemployment Assistance Status	All Resp.	Race/Ethnicity				
		Whites	Latinos	African Americans	Asians/ Pacific Islanders	All Resp. of Color
Received unemployment assistance	<b>32%</b>	33%	41%	39%	27%	34%
Awaiting a decision	<b>17%</b>	22%	16%	10%	21%	15%
Application was denied	<b>3%</b>	0%	8%	0%	0%	4%
Have not applied	<b>44%</b>	41%	36%	51%	38%	44%

# Two in five have not been able to work remotely during the stay-at-home order.

*During the stay-at-home order, have you been able to work remotely?*



# Respondents in their 40's and 50's are most likely to be able to work from home; younger adults are more likely to be essential employees or have been laid off.

Demographic Group	Total Work From Home	Essential Employee	Taking Time Off	Laid Off
<b>Age</b>				
18-29	26%	33%	16%	21%
30-39	45%	15%	14%	24%
40-49	63%	17%	4%	12%
50-59	60%	15%	3%	7%
60-64	47%	14%	9%	11%
65+	21%	6%	17%	9%
<b>Gender</b>				
Men	46%	16%	9%	16%
Women	40%	15%	12%	12%

# Those with higher incomes are more likely to work from home.

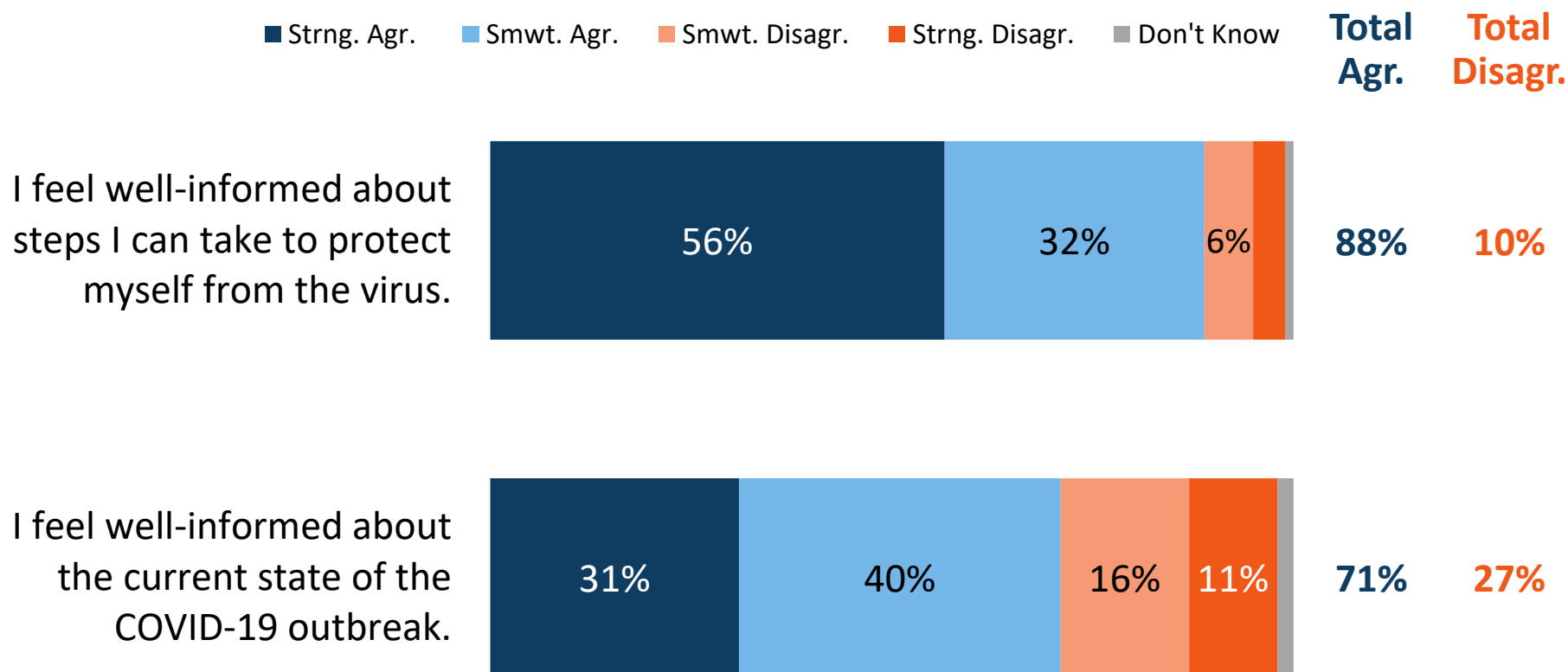
Demographic Group	Total Work From Home	Essential Employee	Taking Time Off	Laid Off
<b>Household Income</b>				
<\$30,000	16%	18%	24%	20%
\$30,000-\$50,000	22%	12%	20%	32%
\$50,000-\$75,000	50%	18%	11%	6%
\$75,000-\$100,000	50%	15%	5%	11%
\$100,000+	71%	9%	2%	8%
<b>Race/Ethnicity</b>				
Whites	51%	5%	12%	11%
Latinos	28%	24%	10%	23%
African Americans	44%	17%	6%	23%
Asians/Pacific Islanders	31%	32%	17%	9%
All Respondents of Color	35%	24%	10%	17%

# **Getting Information About COVID-19**



# Residents are confident they know how to protect themselves from the virus, but less certain they are well-informed about its current status.

Here are some statements about the coronavirus pandemic. Please tell me if you strongly agree, somewhat agree, somewhat disagree, or strongly disagree.



# African-American respondents feel less well-informed about the state of the outbreak than do others.

(Total Agree)

Statement	All Resp.	Race/Ethnicity				
		Whites	Latinos	African Americans	Asians/ Pacific Islanders	All Resp. of Color
I feel well-informed about steps I can take to protect myself from the virus.	<b>88%</b>	90%	86%	86%	86%	86%
I feel well-informed about the current state of the COVID-19 outbreak.	<b>71%</b>	69%	77%	58%	79%	73%

# The lowest-income respondents are least likely to feel well-informed about the state of the outbreak.

(Total Agree)

Statement	All Resp.	Household Income				
		<\$30,000	\$30,000-\$50,000	\$50,000-\$75,000	\$75,000-\$100,000	\$100,000+
I feel well-informed about steps I can take to protect myself from the virus.	<b>88%</b>	91%	91%	87%	82%	93%
I feel well-informed about the current state of the COVID-19 outbreak.	<b>71%</b>	52%	77%	76%	73%	79%

# Respondents in Districts 1, 2, and 8 are least likely to feel well-informed about the outbreak, although a majority say they are.

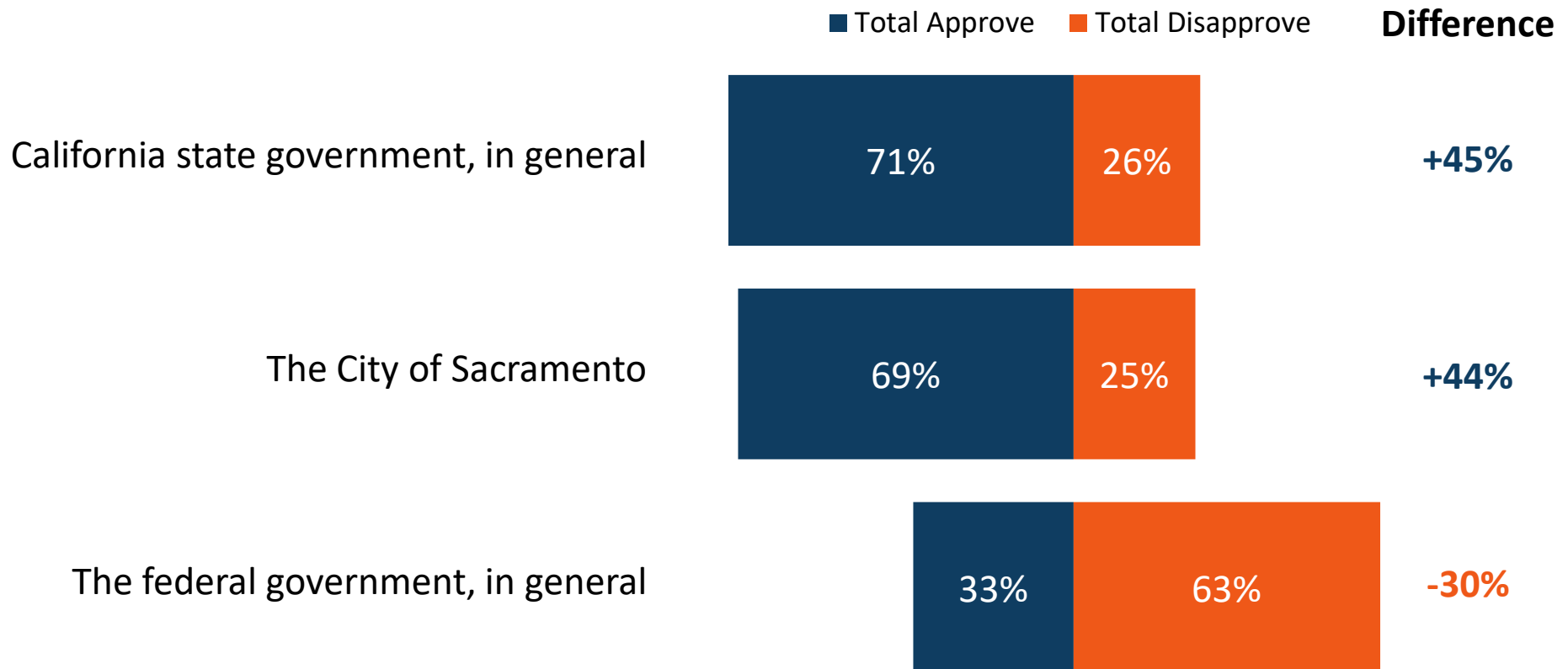
(Total Agree)

Statement	All Resp.	City Council District							
		1	2	3	4	5	6	7	8
I feel well-informed about steps I can take to protect myself from the virus.	<b>88%</b>	79%	92%	83%	93%	92%	90%	94%	83%
I feel well-informed about the current state of the COVID-19 outbreak.	<b>71%</b>	62%	62%	74%	74%	75%	72%	80%	66%

# **Views on Government's Response to COVID-19**

# Residents approve of state and local government's handling of the pandemic, but not the federal government's.

*For each of the following, please tell me if you approve or disapprove of the job they are doing in handling the pandemic.*



# Approval of the job the City is doing cuts across Council Districts.

*The City of Sacramento*

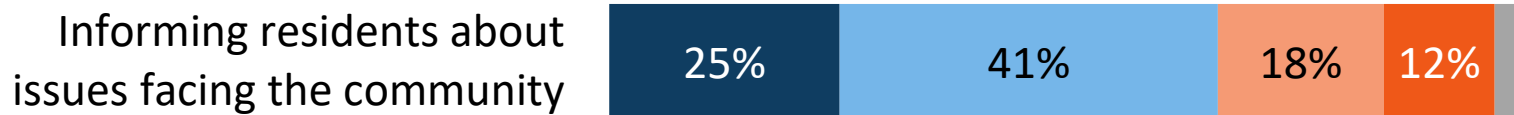
Demographic Group	Total Approve	Total Disapprove
<b>City Council District</b>		
District 1 – Ashby	62%	32%
District 2 – Warren	71%	26%
District 3 – Harris	64%	35%
District 4 – Hansen	67%	27%
District 5 – Schenirer	67%	25%
District 6 – Guerra	62%	26%
District 7 – Jennings	88%	9%
District 8 – Carr	71%	21%

# Residents mostly satisfied with the City's performance serving residents in this time.

*Please tell me if you are satisfied or dissatisfied with Sacramento City government's performance in each of the following areas.*

■ Very Sat. ■ Smwt. Sat. ■ Smwt. Dissat. ■ Very Dissat. ■ Don't Know

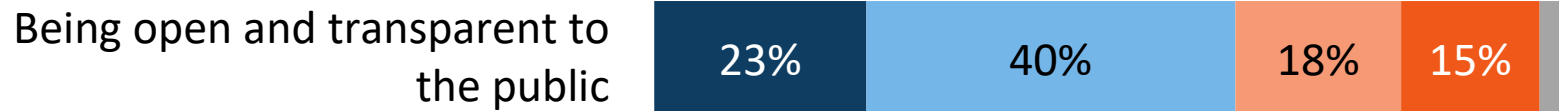
**Total Sat.** **Total Dissat.**



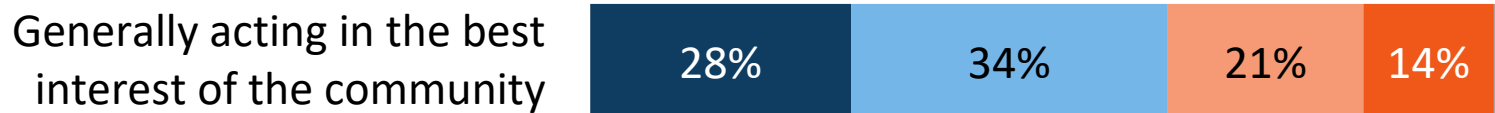
**66%** **30%**



**66%** **31%**



**63%** **33%**

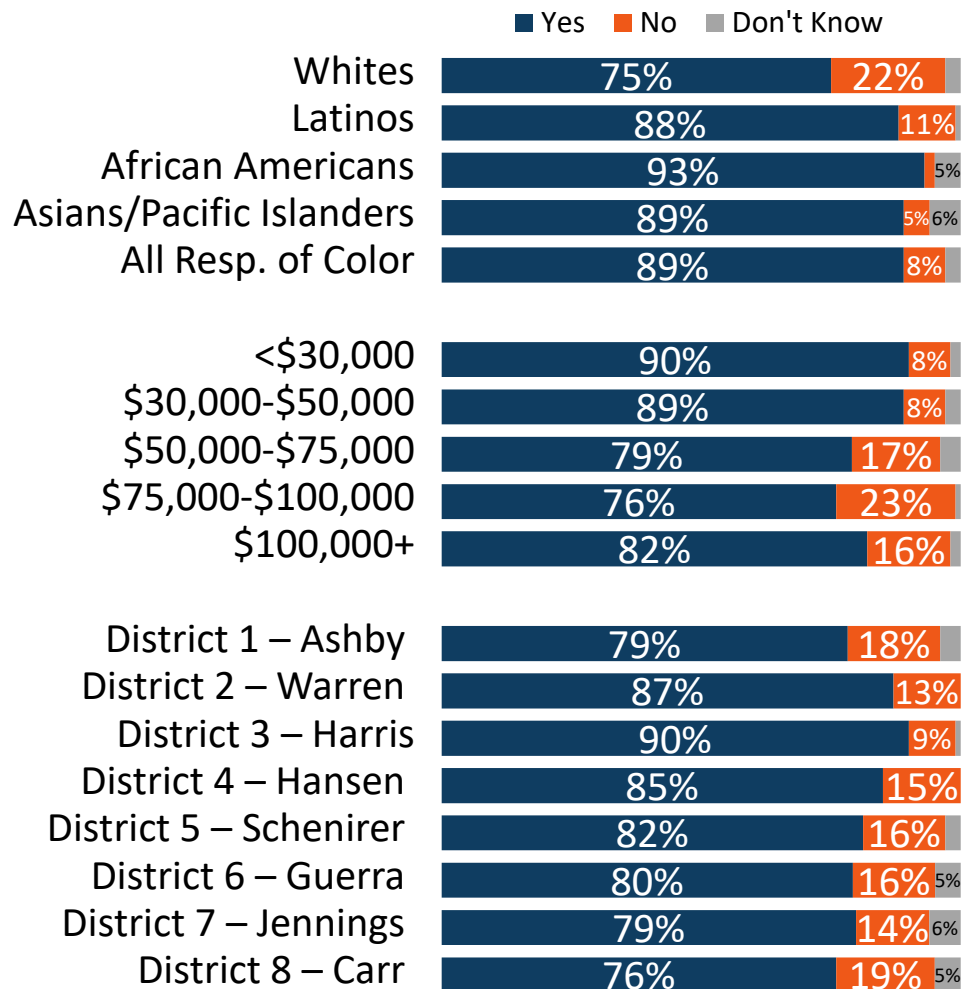
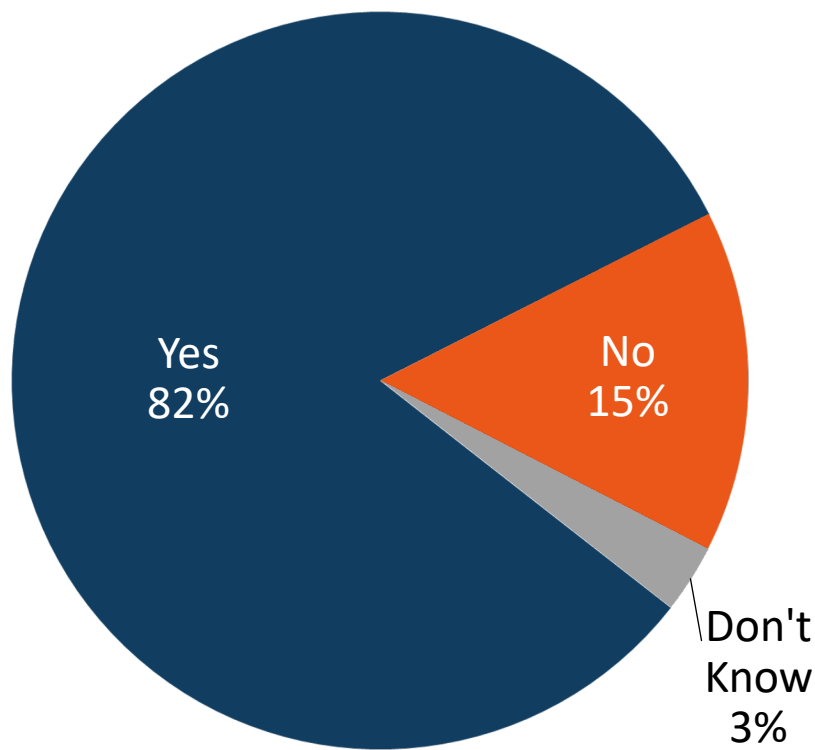


**62%** **36%**



# Four in five are comfortable with mask requirements.

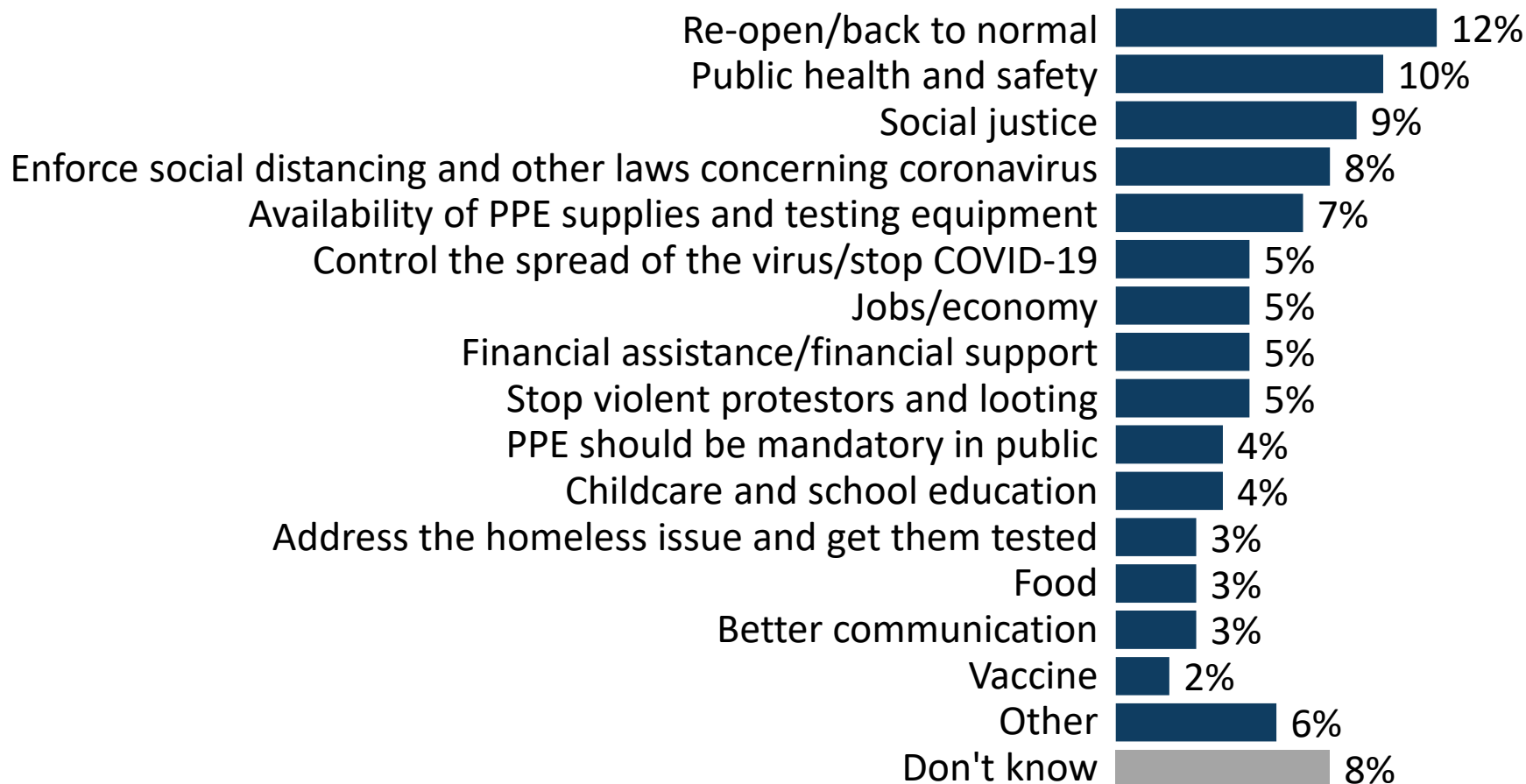
*In general, are you comfortable with government requiring masks in public places?*



# **Priorities for Future City Assistance**

# Respondents' top priorities right now relate to reopening, public health, and social justice.

*What do you see as your community's highest priority need at this time?  
(Open-ended)*



# Verbatim Comments Describing Respondents' Top Priorities

Getting people safely back to work.

PPE for health care providers.

To continue the social distancing and to keep wearing mask as things open back up.

Stop the rioters, get everything open.

Real information and the ability for small business to open in as normal a fashion as possible.

Jobs, food, rental assistance, and shelters.

Getting back jobs and getting back to normal.

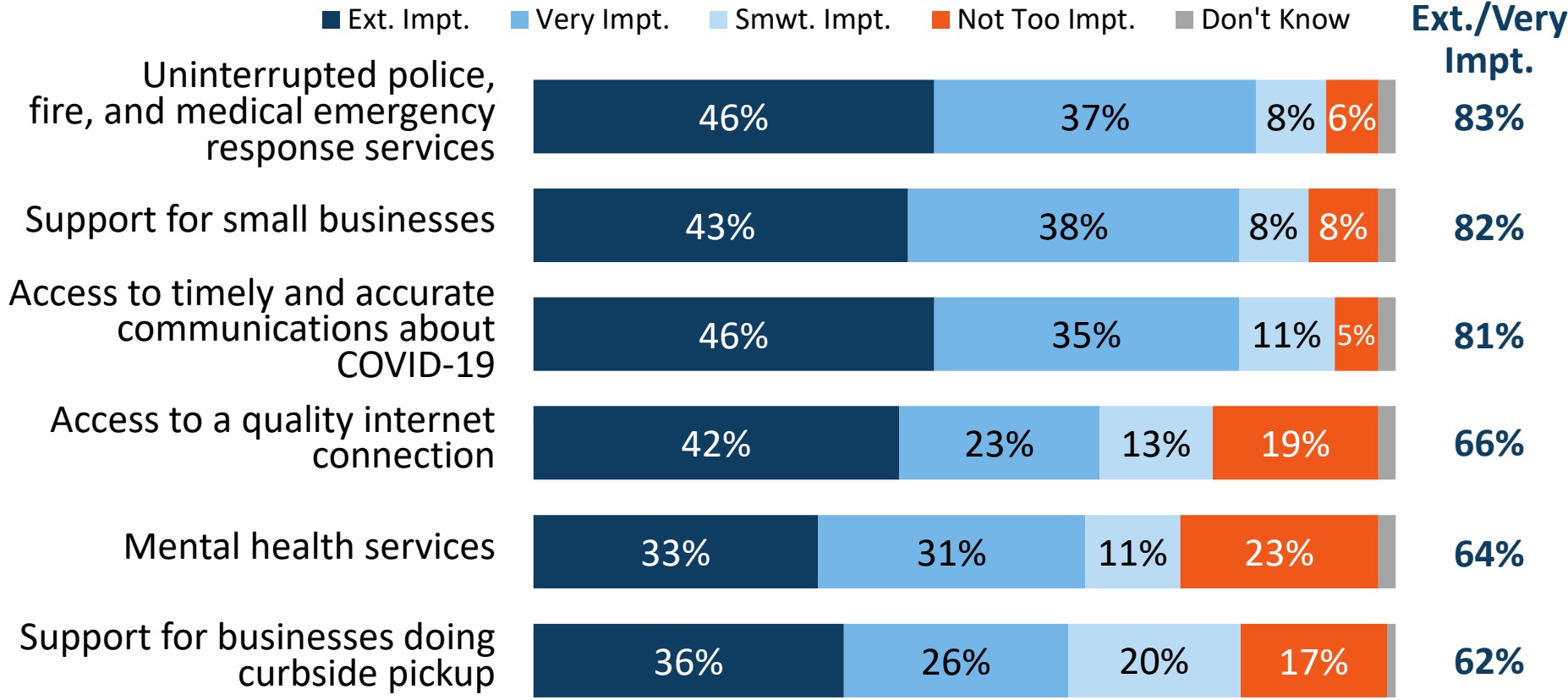
Mental health, healthy food and supplies, 24-hour live Sacramento coverage.

Changes in policing and policies related to policing.

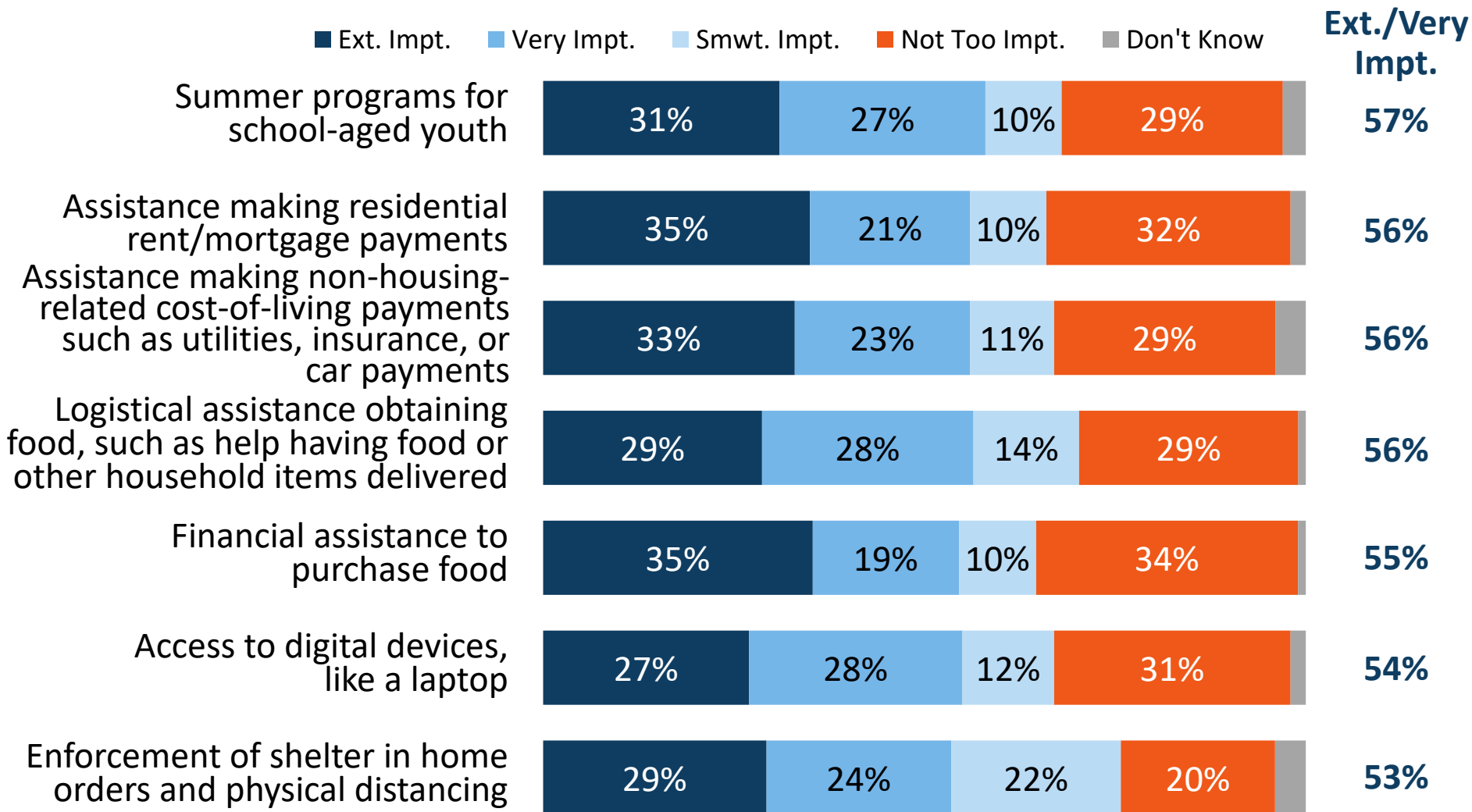
Adhering to guidelines to tamp down COVID.

# Residents' top priorities for City support are uninterrupted emergency services, support for small businesses, and access to accurate information about COVID-19.

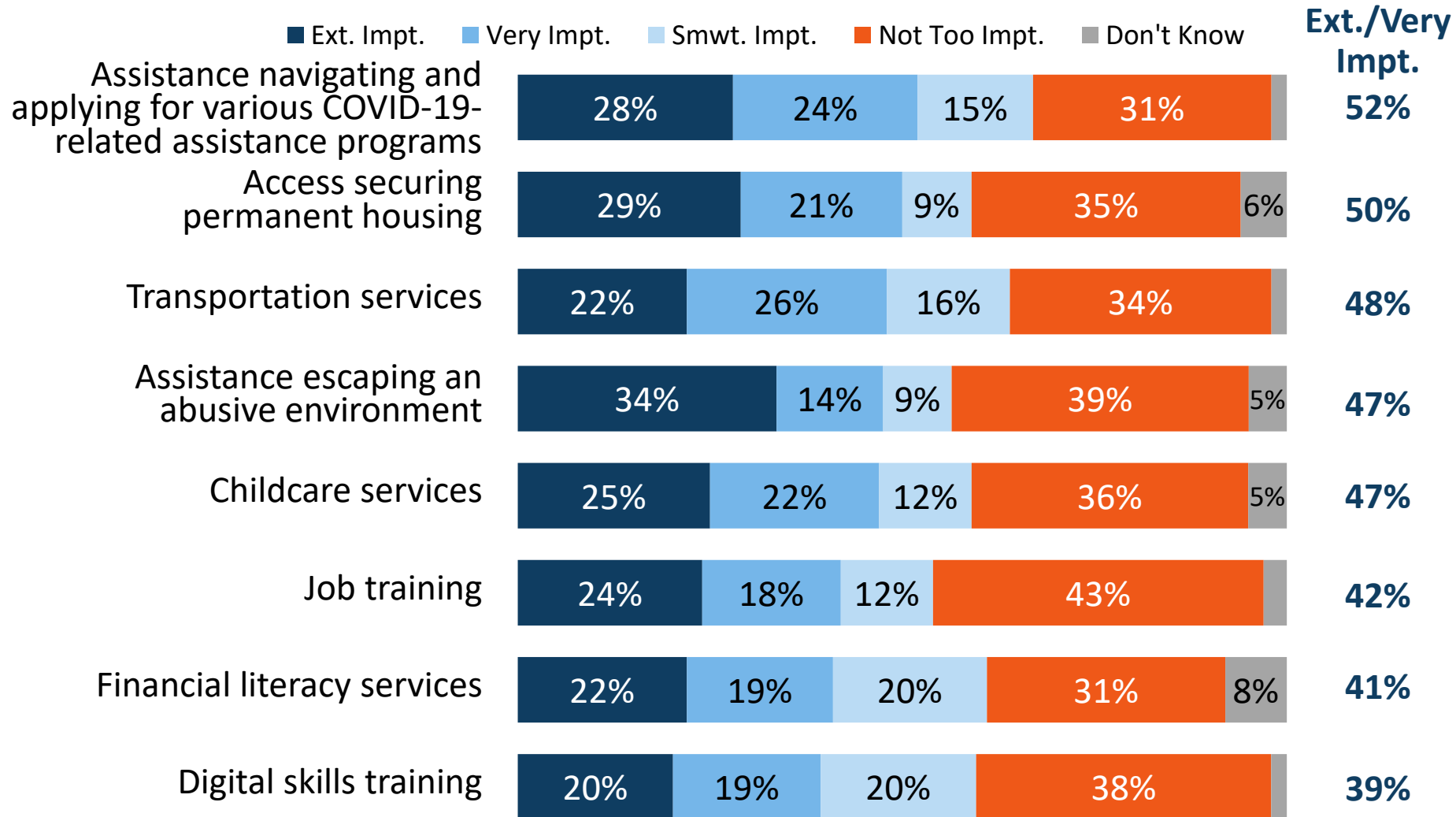
Here are some types of assistance the City of Sacramento may offer to help your household cope with the impacts of the COVID-19 public health emergency. Please tell me if it is extremely important, very important, somewhat important or not too important to you.



# Summer programs and financial assistance are very important to majorities.



# Job training, financial literacy, and digital skills training rank lower in importance.



Q23. Here are some types of assistance the City of Sacramento may offer to help your household cope with the impacts of the COVID-19 public health emergency. Please tell me if it is extremely important, very important, somewhat important or not too important to you. Split Sample

# The top priorities cut across the City, although there are some differences in how District 4 and 5 residents rank priorities relative to other residents.

*(Extremely/Very Important)*

Type of Assistance	All Resp.	City Council District							
		1	2	3	4	5	6	7	8
Uninterrupted police, fire, and medical emergency response services	<b>83%</b>	76%	98%	91%	74%	66%	87%	99%	79%
Support for small businesses	<b>82%</b>	83%	85%	97%	71%	61%	89%	85%	85%
Access to timely and accurate communications about COVID-19	<b>81%</b>	83%	91%	92%	79%	<b>63%</b>	86%	75%	83%
Access to a quality internet connection	<b>66%</b>	74%	51%	61%	<b>81%</b>	72%	52%	66%	63%
Mental health services	<b>64%</b>	74%	78%	83%	<b>31%</b>	<b>53%</b>	60%	68%	79%
Support for businesses doing curbside pickup	<b>62%</b>	58%	76%	65%	62%	<b>44%</b>	62%	60%	69%
Summer programs for school-aged youth	<b>57%</b>	51%	65%	56%	<b>38%</b>	72%	63%	62%	59%
Assistance making residential rent/mortgage payments	<b>56%</b>	61%	61%	58%	54%	55%	53%	51%	56%



# Prioritization of City Actions by City Council District (Continued)

(Extremely/Very Important)

Type of Assistance	All Resp.	City Council District							
		1	2	3	4	5	6	7	8
Assistance making non-housing-related cost-of-living payments such as utilities, insurance, or car payments	56%	69%	63%	61%	51%	52%	56%	37%	63%
Logistical assistance obtaining food, such as help having food or other household items delivered	56%	75%	59%	56%	46%	67%	46%	49%	54%
Financial assistance to purchase food	55%	65%	80%	49%	30%	61%	56%	58%	51%
Access to digital devices, like a laptop	54%	54%	67%	79%	21%	29%	54%	68%	77%
Enforcement of shelter in home orders and physical distancing	53%	45%	54%	71%	48%	30%	61%	67%	52%
Assistance navigating and applying for various COVID-19-related assistance programs	52%	54%	66%	60%	45%	44%	50%	40%	60%

# Prioritization of City Actions by City Council District (Continued)

(Extremely/Very Important)

Type of Assistance	All Resp.	City Council District							
		1	2	3	4	5	6	7	8
Access securing permanent housing	<b>50%</b>	60%	75%	53%	18%	46%	65%	42%	58%
Transportation services	<b>48%</b>	41%	74%	50%	25%	40%	58%	48%	60%
Assistance escaping an abusive environment	<b>47%</b>	53%	62%	51%	35%	53%	44%	38%	49%
Childcare services	<b>47%</b>	49%	61%	63%	24%	43%	36%	44%	63%
Job training	<b>42%</b>	58%	67%	44%	16%	54%	31%	37%	42%
Financial literacy services	<b>41%</b>	36%	79%	45%	14%	38%	52%	20%	62%
Digital skills training	<b>39%</b>	46%	60%	52%	16%	45%	45%	30%	32%

# **Conclusions**

# Conclusions

- ✓ Sacramentans' primary concern with the pandemic relates to when it will end.
  - This is the only aspect of the crisis that a majority cite as an “extremely” or “very serious” problem.
  - Many express high levels of concern about getting sick, and about the mental and emotional impacts of the pandemic.
- ✓ Half have seen a reduction in income and nearly one-third have either lost their jobs or had their hours reduced.
  - These impacts have been most pronounced among residents of lower-income households, Latino residents, and younger residents.
- ✓ Respondents strongly approve of how the City has handled its response and communicated with residents.
- ✓ They view uninterrupted emergency services, support for small businesses, and accurate and timely information as the most important assistance the City can provide.

# For more information, contact:



OPINION  
RESEARCH  
& STRATEGY

1999 Harrison St., Suite 2020  
Oakland, CA 94612  
Phone (510) 451-9521  
Fax (510) 451-0384

## Dave Metz

Dave@FM3research.com

## Lucia Del Puppo

Lucia@FM3research.com