

City of Sacramento Animal Care Services Survey Summary of Results

October 2021

City of
SACRAMENTO
Office of the City Auditor
Research and Analysis Division



Table of Contents

Highlights	1
Community Perspective on Importance of Animal Services	2
Visits to Sacramento’s Animal Care Services – Front Street Animal Shelter.....	3
Pet Adoption and Pet Ownership.....	4
Preferences for Interacting with Shelter	5
Preferences for How the City Deals with People Who Neglect Animals	6
Importance of Services Provided by the City’s Animal Care Services.....	7
Ratings of Access to Affordable Veterinary Care in Sacramento.....	9
Appendix A: Frequency of Responses to All Questions	10
Appendix B: Breakdowns of Selected Survey Responses by Respondent Characteristics	30
Appendix C: Survey Methodology	60

Highlights

Survey Background

National Research Center, Inc. (NRC) at Polco worked with the City of Sacramento on a survey of residents about Animal Care Services provided by the City. The results will be used for planning important programs and decisions on animal care services for the City.

The survey was hosted on the City's Polco online civic engagement platform and was open from July 23, 2021 through August 27, 2021. A total of 695 responses were received. With non-probability surveys such as this one, the precision of the estimates applying a Bayesian credibility interval for a sample of 695 surveys is $\pm 7\%$. Results were statistically weighted to represent the greater population of Sacramento. (For more information on the survey methods, see *Appendix C*.)

Key Findings

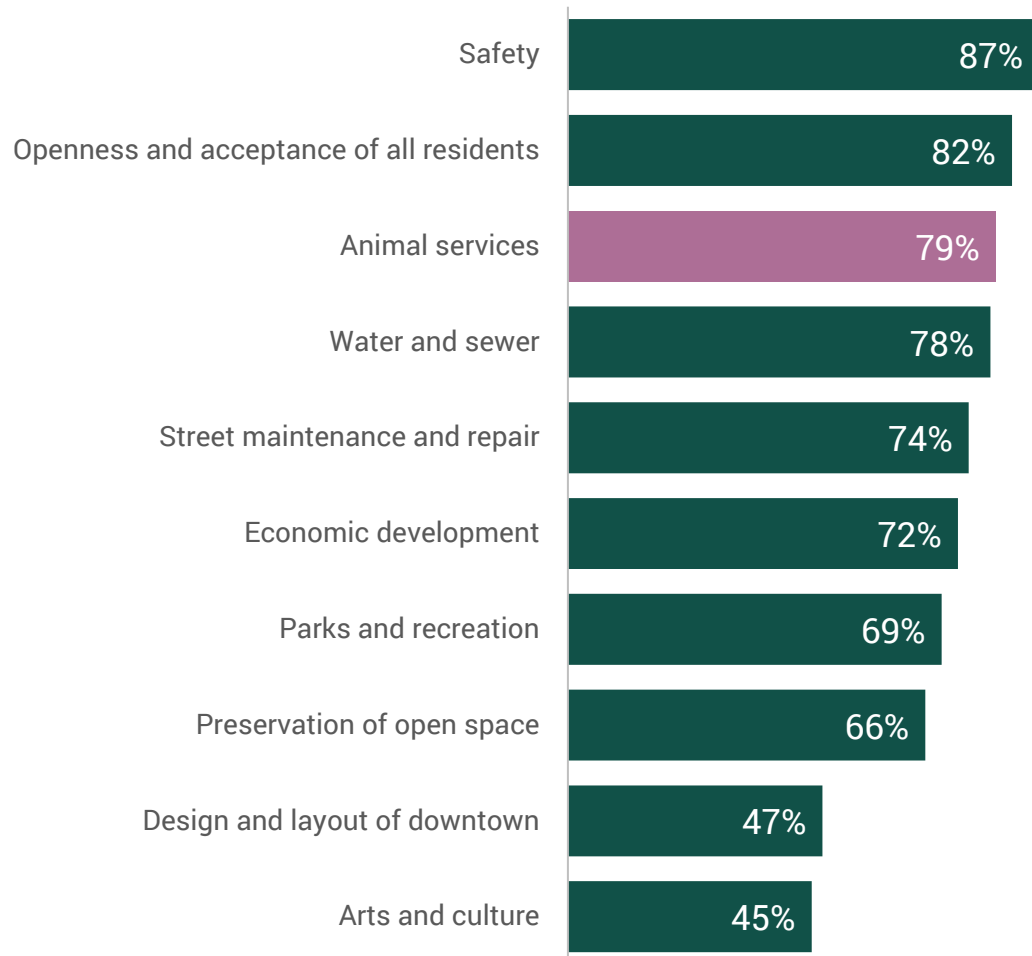
- When asked about important focus areas for the City of Sacramento, Animal Services scored high. Only safety and openness and acceptance of residents were given higher priority ratings.
- Many of the survey respondents reported using Animal Services previously. About 8 in 10 had visited Sacramento's Animal Services-Front Street Shelter with the most common reasons to adopt or license a pet. About three-fourths preferred appointments to walk in services.
- Dealing with stray and injured animals and providing lost and found services were considered the most essential programs offered by Animal Care Services. Picking up or investigating dangerous animals also were considered essential or very important by nearly all residents surveyed.
- Access to affordable veterinary care was rated as excellent or good by fewer than 40% of survey respondents, and 9 in 10 rated services related to increasing the affordability of care to all residents and services for pets of low-income residents as essential or very important.
- Investigating animal neglect was a high priority of residents, although opinions were mixed on prosecution versus alternative programs. A majority of residents felt that action should depend on the seriousness of the neglect.

Community Perspective on Importance of Animal Services

About 8 in 10 respondents considered animal services essential or very important as a community focus in the next 2 years.

Of the 10 items rated, Animal Services was considered the third most important from the list.

*How important, if at all, do you think it is for the Sacramento community to focus on each of the following in the coming two years?
(Percent rating as essential or very important)*

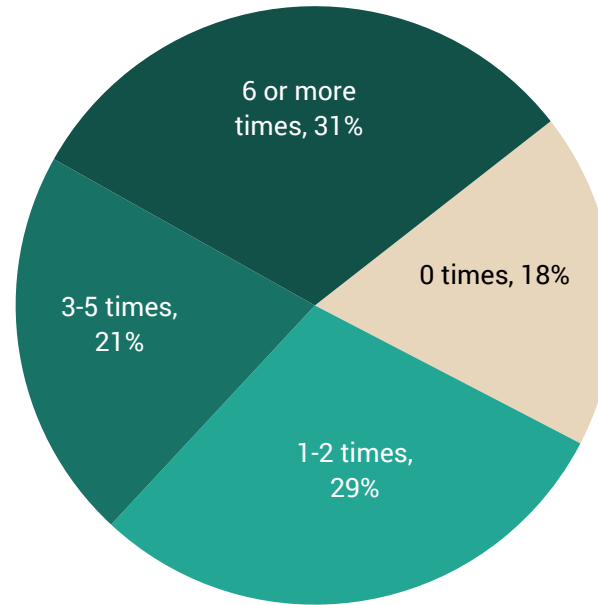


Visits to Sacramento's Animal Care Services – Front Street Animal Shelter

About 8 in 10 respondents had visited the City of Sacramento's Animal Care Services – Front Street Animal Shelter at least once.

The most common reasons for the visits were to adopt a pet, or to license a pet. About 3 in 10 respondents who had every visited the shelter had done so to drop off a stray animal.

How often, if ever, have you visited the City of Sacramento's Animal Care Services – Front Street Animal Shelter?



What was the reason for your visit? Select all that apply Total may exceed 100% as respondents could select more than one reason.	Percent
Adopt a pet	60%
License your pet	42%
Drop off a stray pet	30%
Volunteer at the shelter	29%
Reclaim your pet that was at the shelter	8%
Report an aggressive or dangerous animal	1%

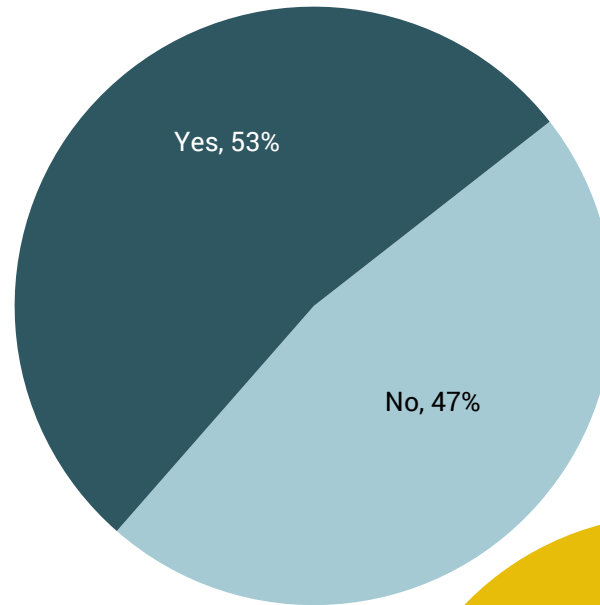


Pet Adoption and Pet Ownership

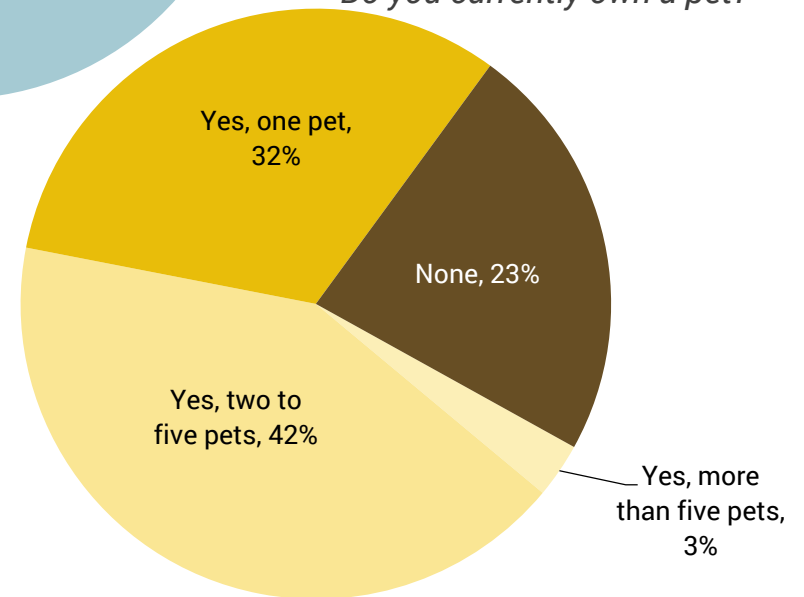
About half of survey respondents had ever adopted a pet from one of Sacramento's local animal shelters. Most commonly the pet had been adopted from the Front Street Animal Shelter (see Table 14 in *Appendix A: Frequency of Responses to All Questions*).

About three-quarters of respondents reported currently owning one or more pets.

Have you ever adopted a pet from one of Sacramento's local animal shelters?



Do you currently own a pet?

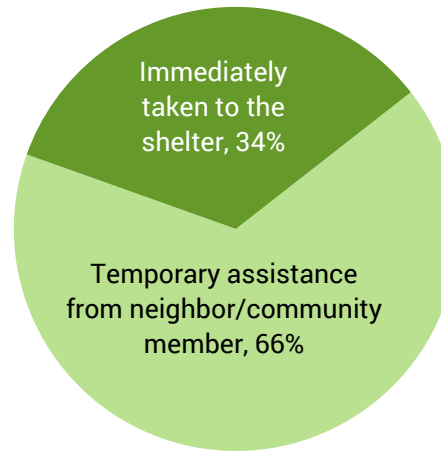


Preferences for Interacting with Shelter

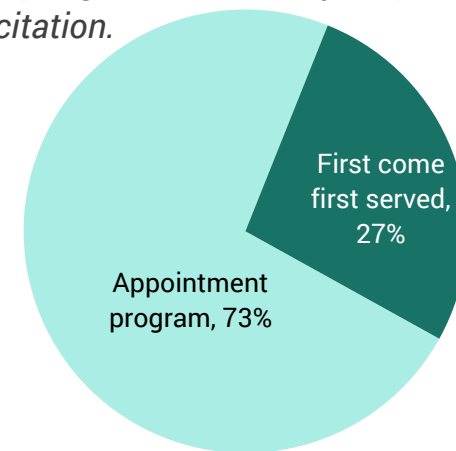
Most survey respondents (about two-thirds) would prefer that if their pet became lost, the person who found their pet temporarily house and attempt to bring the animal directly to them rather than have their pet be taken immediately to the shelter.

If they needed to conduct business at the shelter, three-quarter of respondents said they would prefer to make an appointment than wait on a first come, first served basis.

If your animal became lost, would you rather the person who found your animal temporarily house and attempt to help return the animal to you without bringing it to the shelter? Or would you rather your pet be immediately transported to the shelter?



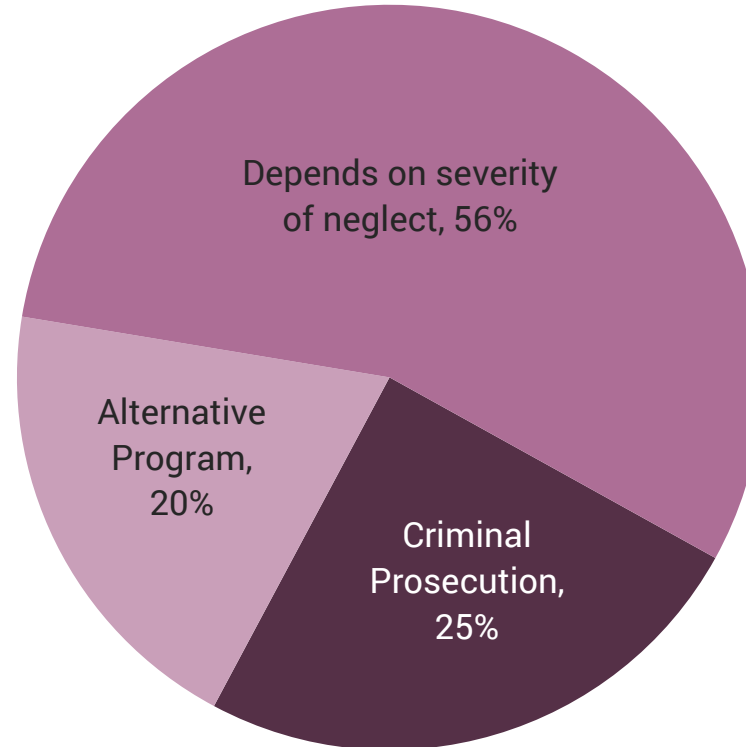
If you had to conduct business at the shelter, would you prefer an appointment and to be seen within a 15-minute time frame, or be able to come to the shelter at any time but potentially wait 30 minutes or more? Shelter business would include, looking for your lost pet, licensing services, adopting an animal, stray drop off, handling a citation.



Preferences for How the City Deals with People Who Neglect Animals

Respondents with a definite opinion on how the City should deal with people who neglect animals had a small preference for criminal prosecution (25%) over an alternative program (20%). However, more than half of respondents felt the choice should depend on the severity of the neglect.

There are a number of ways the City can deal with people who neglect animals. (Pet owners who fail to provide reasonable care such as food/water/shelter/veterinary care). One option is to prosecute these people through the criminal justice system. A second option is to create a training and educational program offenders would be required to attend similar to traffic school. Which of these options do you think the City should pursue?



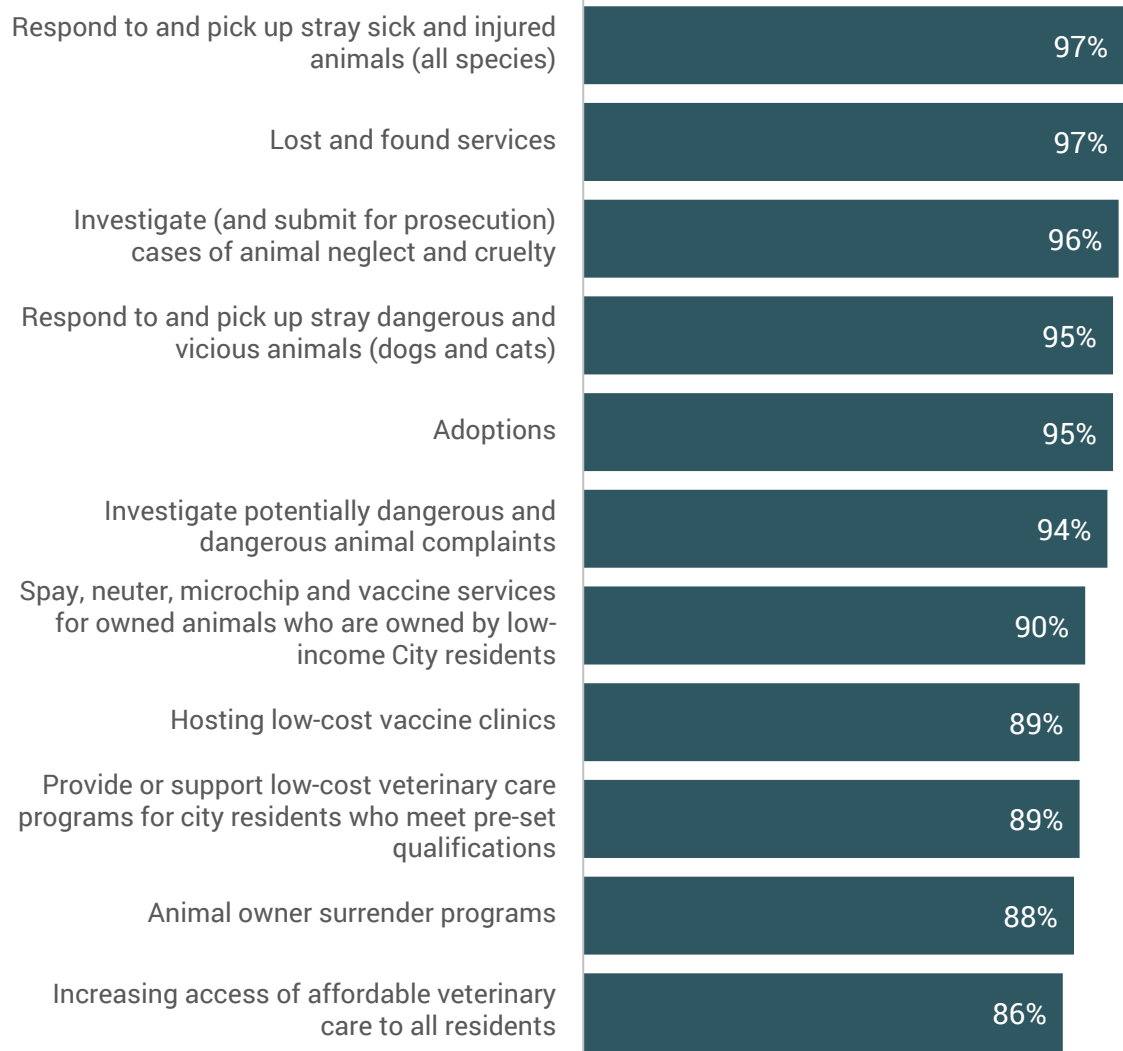
Importance of Services Provided by the City's Animal Care Services

The services shown in the chart to the right are those that were considered essential or very important by more than 85% of respondents.

Virtually all respondents felt that responding to stray, sick and injured animals and providing lost and found services were important services.

About 95% believed it was essential or very important for the Animal Services to investigate (and prosecute, if appropriate) cases of animal neglect and cruelty; to respond to stray dangerous and vicious animals, and to investigate complaints about dangerous animals.

*How important, if at all, is it that the City of Sacramento's Animal Care Services – Front Street Animal Shelter provide the following services?
More important services (Percent rating as essential or very important)*

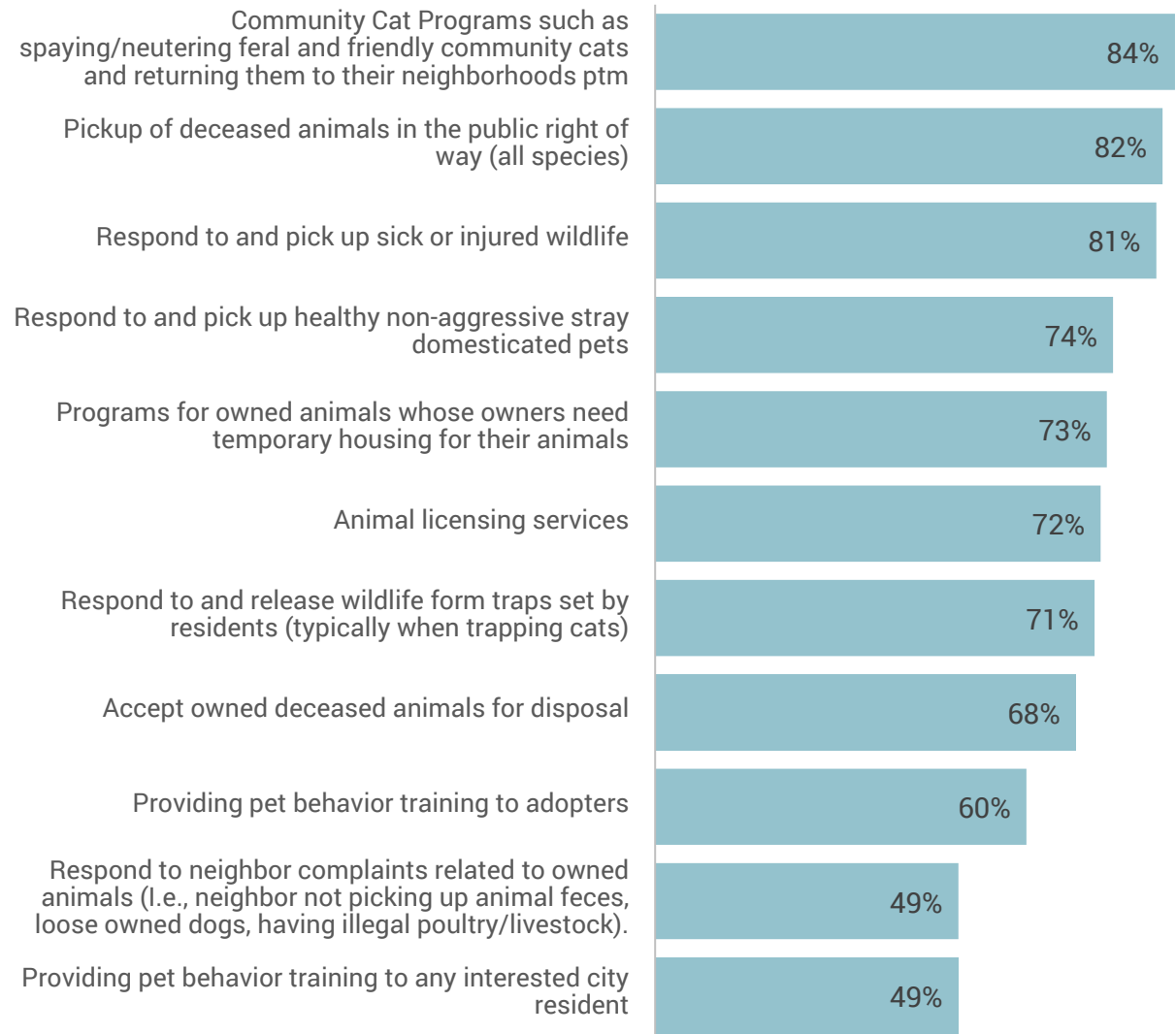


Importance of Services (continued)

The services shown in the chart to the right are those that were considered somewhat less important by respondents compared to other animal care services. However, many of these were considered essential or very important by 60% or more of respondents.

The two services considered least important by respondents were responding to neighbor complaints related to owned animals and providing pet behavior training to any interested resident.

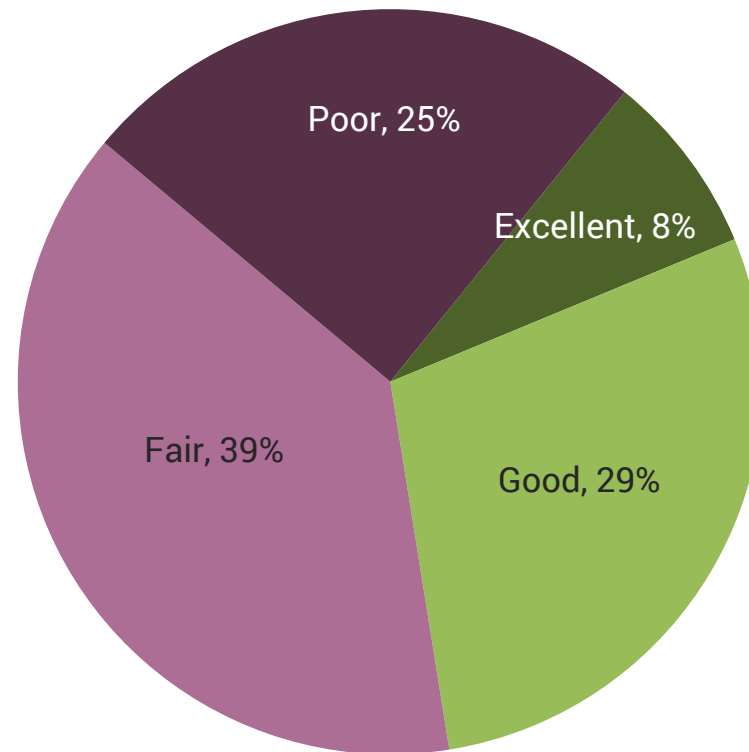
*How important, if at all, is it that the City of Sacramento's Animal Care Services – Front Street Animal Shelter provide the following services?
Less important services (Percent rating as essential or very important)*



Ratings of Access to Affordable Veterinary Care in Sacramento

When asked to rate the access to affordable veterinary care in Sacramento, one-quarter of respondents gave a poor rating. An additional 4 in 10 gave a grade of fair. Fewer than half (4 in 10) respondents gave a rating of excellent or good.

How would you rate the overall access to affordable veterinary care in Sacramento?



Appendix A: Frequency of Responses to All Questions

The full set of responses to each survey question from respondents to the City of Sacramento COVID-19 Resident Survey are displayed in the tables in this appendix. Some of the survey questions included a “don’t know” response option. The analyses in the body of the report were for respondents who had an opinion as eliminating “don’t know” responses allows for easier comparison between evaluative responses. For questions that included a don’t know response, two sets of tables are provided in this appendix; the first with the “don’t know” responses excluded, to show the proportion of respondents with an opinion giving a response; and the second with the “don’t know” responses included, to allow examination of the magnitude of unfamiliarity with certain items. These tables show the **weighted** percent and **weighted** number of respondents (see Table 60 in the *Error! Reference source not found.*).

Table 1: Question 2 without "don't know" responses

How important, if at all, do you think it is for the Sacramento community to focus on each of the following in the coming two years?	Essential		Very important		Somewhat important		Not at all important		Total	
Economic development	37%	N=238	35%	N=224	26%	N=167	3%	N=17	100%	N=646
Street maintenance and repair	36%	N=240	38%	N=251	24%	N=164	2%	N=13	100%	N=668
Animal services	46%	N=308	33%	N=220	20%	N=135	1%	N=4	100%	N=668
Water and sewer	48%	N=322	31%	N=206	21%	N=143	0%	N=2	100%	N=672
Safety	52%	N=351	35%	N=237	11%	N=77	1%	N=9	100%	N=674
Preservation of open space	31%	N=205	35%	N=236	28%	N=189	6%	N=37	100%	N=667
Arts and culture	16%	N=109	30%	N=201	44%	N=298	11%	N=74	100%	N=681
Parks and recreation	24%	N=166	44%	N=303	28%	N=189	4%	N=25	100%	N=682
Openness and acceptance of all residents	58%	N=391	24%	N=161	12%	N=78	6%	N=41	100%	N=670
Design and layout of downtown	14%	N=94	33%	N=215	38%	N=254	15%	N=97	100%	N=661

Table 2: Question 2 with "don't know" responses

How important, if at all, do you think it is for the Sacramento community to focus on each of the following in the coming two years?	Essential		Very important		Somewhat important		Not at all important		Don't know		Total	
	%	N	%	N	%	N	%	N	%	N	%	N
Economic development	36%	N=238	34%	N=224	26%	N=167	3%	N=17	1%	N=7	100%	N=653
Street maintenance and repair	36%	N=240	37%	N=251	24%	N=164	2%	N=13	0%	N=2	100%	N=670
Animal services	46%	N=308	33%	N=220	20%	N=135	1%	N=4	0%	N=3	100%	N=670
Water and sewer	47%	N=322	30%	N=206	21%	N=143	0%	N=2	1%	N=6	100%	N=679
Safety	52%	N=351	35%	N=237	11%	N=77	1%	N=9	1%	N=8	100%	N=682
Preservation of open space	30%	N=205	35%	N=236	28%	N=189	5%	N=37	2%	N=16	100%	N=683
Arts and culture	16%	N=109	29%	N=201	43%	N=298	11%	N=74	1%	N=6	100%	N=687
Parks and recreation	24%	N=166	44%	N=303	28%	N=189	4%	N=25	0%	N=3	100%	N=685
Openness and acceptance of all residents	57%	N=391	24%	N=161	11%	N=78	6%	N=41	2%	N=13	100%	N=684
Design and layout of downtown	14%	N=94	32%	N=215	37%	N=254	14%	N=97	3%	N=22	100%	N=682

Table 3: Question 3 without "don't know" responses

How often, if ever, have you visited the City of Sacramento's Animal Care Services – Front Street Animal Shelter?	Percent	Number
0 times	18%	N=127
1-2 times	29%	N=202
3-5 times	21%	N=148
6 or more times	31%	N=216
Total	100%	N=692

Table 4: Question 3 with "don't know" responses

How often, if ever, have you visited the City of Sacramento's Animal Care Services – Front Street Animal Shelter?	Percent	Number
0 times	18%	N=127
1-2 times	29%	N=202
3-5 times	21%	N=148
6 or more times	31%	N=216
Don't know	0%	N=3
Total	100%	N=695

Table 5: Question 4

What was the reason for your visit? Select all the apply Total may exceed 100% as respondents could select more than one reason.	Percent	Number
License your pet	42%	N=219
Drop off a stray pet	30%	N=155
Adopt a pet	60%	N=316
Reclaim your pet that was at the shelter	8%	N=42
Volunteer at the shelter	29%	N=150
Report an aggressive or dangerous animal	1%	N=6

[If you have visited the City of Sacramento’s Animal Care Services – Front Street Animal Shelter,]What was the reason for your visit?
Respondents provided an answer in their own words.

- A visit with my granddaughter to look at the animals
- As a senior, my dog was given a free chip.
- Attempts to foster as well as attempt to get rabies vaccine for my dog
- Attend meetings of the Citizens Advisory Committee for the Animal Shelter
- Been over 50yr-when I was a kid-got my two cats-Penny and Dinah.
- Came with a friend who adopted a cat
- Cat food donations
- Cheap spay, neuter, & shots
- Check it out for a pet
- Check on the welfare of a stray we turned in.
- check the available pets after visiting the auto museum
- Checking if my lost pet was there
- Community cat program
- Cremation of deceased dog
- deliver a donation, office held a raffle, winner got to choose recipient organization
- Disposal of deceased cat.
- Dog training classes
- Dog training classes.
- Doggy day out, view pets for adoption
- Doggy day program
- Donate
- Donate cat carriers
- Donate food after our dog passed
- Donate food for animals
- Donate food, look for a missing pet, transport another person who wanted to adopt a pet
- Donate goods
- Donate goods for pets
- donate items
- Donate items
- donate materials
- donate money and goods (i.e., pet food, towels, blankets)
- Donate newspaper and other items for the shelter.
- Donate pet items
- Donate supplies
- Donate supplies after our pet died
- Donate towels and pet food

- Donated pet care items
- Donated towels and blankets
- Donating items for pets
- Donation
- Donation drop off
- Donation of dog crates.
- donation of supplies
- Donation to the food pantry
- donations
- Donations
- Donations
- Donations
- donations
- Donations
- drop of a dying pet
- Drop off donated goods
- Drop off donated goods
- Drop off donated pet food for shelter animals.
- Drop off donated supplies, pull at risk/shy dogs to take into a rescue I volunteer for
- drop off donation
- drop off donations
- drop off donations
- Drop off donations
- Drop off donations
- drop off feral kittens for foster care
- Drop off food donation
- Drop off newspapers, towels, blankets, etc.
- Drop off pet food and animal care supplies
- Drop off sick/injured stray.
- Drop off supplies for animals.
- Drop off towels as a donation
- Dropped off a beautiful, sick, friendly community cat (son of a semi-feral cat) who was sick and we couldn't afford to take to a vet.
- Dropped off a stray pregnant feral that was hit by a car and died.
- dropped off donated food
- Dropped off donations
- Dropped off donations such as blankets, pet beds, newspaper, food, etc.
- Dropped off food and blankets
- Dropped off pet supplies to donate to owners that are financially strapped.
- Dropping off donations
- Dropping off supplies
- Elderly severely ill dog put down
- Examined potential dogs for rescue organization
- Feral cat drop off for spay/neuter
- For a vaccine
- For help in finding my lost pet.
- For the Free food for the low income when I was in need of help for my pets.
- For TNR/RTF that is no longer available
- Foster
- Foster
- Foster
- Foster a animal
- Foster a dog
- Foster a pet, get vaccinations or treatments
- Foster an animal
- Foster as well
- Foster care
- Foster kitten training
- Fostered 17 dogs in 2021
- Fostering
- Fostering
- fostering cats and dogs
- Fostering kittens
- Fostering!!! Kitten connection
- found an injured kitten
- free shots
- Free vaccination clinic
- free vaccine for dog/cat
- Fundraiser

- Fundraiser
- Fundraiser
- Get help for feral cats
- get vaccination for my dog
- Give donation on pet's adoption anniversary.
- Give money!
- Go to food closet, get vaccinations
- I am a dog foster
- I am a Poodle rescue partner
- I had a pet micro chipped there
- I have also donated to the shelter.
- I have called many times about loose and aggressive dogs, and no one is ever at the shelter when this happens, usually weekends. The Front Street Shelter should have staff 7 days a week, extended hours, and much much more funding. Additionally, TNR programs are detrimental to local ecology and wildlife, and should be phased out in favor of adopting out (when possible) and euthanizing (when FIV+, etc.) feral cat populations. Feral cats kill wild animals and spread diseases! Get them off the streets and get the numbers under control.
- I have delivered 3 dead animals this year alone. All found alongside the road by Broadway & Front Street or Miller Park (right down the street from the shelter) after animal control & park rangers would not respond. I have delivered numerous injured/sick cats trapped from a hoarder's yard, many are still suffering inside the house & after several reports, the only thing the city wanted was licensing fees, they would not take these cats or have them fixed. I found an abandoned, declawed senior cat dumped in the bushes with litter box, bowls, etc. & became her emergency foster. Despite Front Street's claims that all supplies would be provided (at their volunteer orientation, in their foster brochure, & in emails), I was told by staff that they "never provide supplies" once fostering for Front Street.
- I have taken in abandoned feral kittens
- I have used the free veterinarian services for a neighbor's dog. Neighbor has died, I would like to get his dog's (now my dog) records. How can I?
- i like to come and visit animals
- I never visited
- I searched for a lost pet.
- I tried to call Front Street Shelter over 15 times and not once did I get a response. I called on adoption and emailed on kittens no response! I used to donate a lot recommended them to everyone. Now, I am not impressed at all.
- I was looking for my lost dog. We learned later that he had been taken by someone else. I also had considered adopting a cat. I ended up going with Happy Tails.
- I was never able to get an appointment, had submitted Adoption Application, but when I finally got someone on the line she was rude, and told me that the dog I was interested in "probably" was adopted, but the picture was up another 4 weeks. Very disappointed, won't try again.
- I worked as a City contractor doing fine art portraits the cats and kittens up for adoption.
- I wrote a report about their services
- I'm a foster parent for animal control and I'm also with a local rescue who pulls dogs from animal control. I have also assisted in delivering deceased pets for people who cannot afford to go to a vet or have them cremated. Since you gave me nowhere else place to make my comments: I was actually on the citizen animal Care advisory board a few years ago. I do feel that people that hold on to someone's pet while trying to find their owner is great as long as they notify animal control and everyone else and hold the dog for at least 7 days, BUT NOT FOR 30 DAYS OR MORE. That's ridiculous! I think you need stronger spay neuter incentives. People must PAY for the privilege of breeding their dogs. ALL UNALTERED PETS SHOULD BE CHARGED A MINIMUM OF \$500 A YEAR FOR THEIR LICENSE OR TICKET THEM FOR AN UNALTERED PET! I know you're always struggling for money at animal control and this is a great way to get it!
- I've only been online: I've adopted two cats and paid license fees.
- Just to look at the animals.
- Just to visit & see the animals
- Just to visit and check it out.

- Kennel cleaning, foster cat socializing, assist photographer to take cat adoption picture for the web, assisting animal vaccine clinics
- learn more about current feral cat policy
- Leave donations
- look at list of dead animals picked up by ACS. also dropped off newspapers and other supplies
- Look for a lost animal
- Looking for a lost cat
- looking for a lost pet
- Looking for a lost pet.
- Looking for a missing cat.
- Looking for my lost cat. Took home another cat, as well.
- Looking for our lost cat
- Make a donation, ask questions about feral animals
- Meet with Directir
- Microchip my pet
- Microchip pet
- Microchip service, and drop off donations
- Miscellaneous visit/Events
- Most often, it was to donate either food or money to the Front Street Shelter.
- My son did his Boy Scout Eagle Project there.
- N/a
- Never visited. licensed my pets via online access.
- new to area
- only online looking to adopt-
- Pick up a foster dog
- Pick up and drop off foster dogs.
- Pick up dog food
- Pick up foster dogs.
- Pick up foster kittens and their care.
- Pick up foster, drop off donations
- Pick-up pet food and resources.
- please stop allowing people like zayn silmi access to front street funds. the guy is a con artist
- Post found pet form
- put a beloved cat to sleep due to old age, 15-18 yrs old cat.
- Put down a terminal cat
- Rabies shots
- Register service animal
- report a dead animal
- Report dead dog on street, deiver donated towels blankets
- Rescue rabbits to transport to a rabbit rescue.
- Return-to-Field Feral Cat/Community Cat Program Volunteer
- RTF-TNR that Frontstreet doesn't offer any more
- see what cats & kittens were available, see what dogs were available
- Shiba Inu Rescue
- shots and rabies
- spay
- Spay resources and pet food pantry
- Spay services
- Spay/neuter
- Spay/neuter feral cat colony
- Stray animal care, advisory meet, pick up feral kittens for rescue
- They donated to our Stand Down for homeless vets. I was picking up/dropping back off supplies.
- TNR project
- TNR, RTF cat program that no longer exists
- to check and see if my pet was there when she had run away from my house sitter.
- To Donate
- To donate pet food.
- To donate used towels, blankets, etc.
- To drop off a monetary donation
- To drop off a stray cat that needed medical attn.
- To foster dogs
- To get vaccinations for my 2 dogs.
- To Look at the animals
- To look for a lost pet
- To look for a lost pet
- To look for a possible pet adoptee
- To look for my missing animal in case it was there

- To look with a friend to see the cats available
- To pick up a family member that was volunteering
- To pull dogs as I am a rescue partner
- To see adoptable animals
- To see the available animals
- To spend time with some of the dogs, and dream of having a dog again.
- To visit puppies
- To visit staff. I turned in a hummingbird once, who was revived by staff and released the next day. thanks
- Tour of facilities
- Vaccinate pet
- Vaccinate pet. Donate pet food.
- Vaccinations
- vaccinations for dogs
- vaccinations, microchipping, picking up animals for a rescue group as a volunteer
- Vaccine clinic
- Vaccines/microchip

- Visit the animals and see what was available for adoption
- visiting
- Volunteer training. Fostering.
- Volunteer with a rescue partner that took in dogs from Front Street
- Volunteered
- Wanted to adopt
- Was attorney for shelter while I worked at City Attorney's office from 1981 on. Meetings, inspections, etc
- We used the education room for a staff event at this location.
- Went with friend who adopted a kitten.
- While it may seem odd, I have picked up several cat remains and dropped them at Front Street for final disposition. My feeling is that most cats found on city streets were someone's pet. I hate to see cars further drive over the remains and I know Front Street will want for a chip, note the location of the found remains and do what they can to help families learn of their pet's final status. I have also dropped off animal food, toys and other supplies on occasion.

Table 6: Question 6 without "don't know" responses

How would you rate the overall access to affordable veterinary care in Sacramento?	Percent	Number
Excellent	8%	N=47
Good	29%	N=175
Fair	39%	N=235
Poor	25%	N=151
Total	100%	N=608

Table 7: Question 6 with "don't know" responses

How would you rate the overall access to affordable veterinary care in Sacramento?	Percent	Number
Excellent	7%	N=47
Good	25%	N=175
Fair	34%	N=235
Poor	22%	N=151
Don't know	11%	N=77
Total	100%	N=685

Table 8: Question 7 and 8 without "don't know" responses

How important, if at all, is it that the City of Sacramento's Animal Care Services – Front Street Animal Shelter provide the following services?	Essential		Very important		Somewhat important		Not at all important		Total	
Lost and found services	76%	N=510	21%	N=139	3%	N=23	0%	N=0	100%	N=672
Adoptions	75%	N=508	19%	N=128	5%	N=37	0%	N=0	100%	N=674
Animal licensing services	42%	N=277	30%	N=198	25%	N=163	3%	N=23	100%	N=662
Animal owner surrender programs	51%	N=340	37%	N=248	12%	N=78	0%	N=2	100%	N=668
Programs for owned animals whose owners need temporary housing for their animals	41%	N=273	32%	N=212	23%	N=154	4%	N=28	100%	N=666
Spay, neuter, microchip and vaccine services for owned animals who are owned by low-income City residents	71%	N=483	19%	N=127	10%	N=67	0%	N=2	100%	N=679
Community Cat Programs such as spaying/neutering feral and friendly community cats and returning them to their neighborhoods	58%	N=389	26%	N=173	14%	N=95	1%	N=9	100%	N=666
Accept owned deceased animals for disposal	32%	N=207	36%	N=233	28%	N=183	4%	N=26	100%	N=649
Provide or support low-cost veterinary care programs for city residents who meet pre-set qualifications	54%	N=367	35%	N=233	10%	N=67	1%	N=9	100%	N=675
Hosting low-cost vaccine clinics	56%	N=382	33%	N=225	10%	N=70	0%	N=2	100%	N=679
Increasing access of affordable veterinary care to all residents	52%	N=349	34%	N=226	12%	N=83	2%	N=14	100%	N=672
Providing pet behavior training to adopters	27%	N=182	32%	N=216	38%	N=251	3%	N=19	100%	N=669
Providing pet behavior training to any interested city resident	20%	N=132	30%	N=199	41%	N=277	10%	N=66	100%	N=674
Respond to and pick up stray dangerous and vicious animals (dogs and cats)	74%	N=496	21%	N=139	3%	N=22	1%	N=8	100%	N=666
Respond to and pick up healthy non-aggressive stray domesticated pets	37%	N=255	37%	N=249	23%	N=159	3%	N=18	100%	N=683
Respond to and pick up stray sick and injured animals (all species)	66%	N=454	30%	N=209	3%	N=23	0%	N=0	100%	N=686
Respond to and pick up sick or injured wildlife	45%	N=299	37%	N=244	16%	N=108	3%	N=17	100%	N=667

How important, if at all, is it that the City of Sacramento's Animal Care Services – Front Street Animal Shelter provide the following services?	Essential		Very important		Somewhat important		Not at all important		Total	
Respond to and release wildlife from traps set by residents (typically when trapping cats)	36%	N=235	35%	N=226	20%	N=133	9%	N=58	100%	N=652
Pickup of deceased animals in the public right of way (all species)	51%	N=344	31%	N=212	14%	N=97	3%	N=22	100%	N=676
Respond to neighbor complaints related to owned animals (i.e., neighbor not picking up animal feces, owned dogs being allowed to run loose, having illegal poultry or livestock).	23%	N=153	26%	N=177	39%	N=262	12%	N=82	100%	N=675
Investigate (and submit for prosecution) cases of animal neglect and cruelty	74%	N=498	22%	N=152	3%	N=23	1%	N=5	100%	N=677
Investigate potentially dangerous and dangerous animal complaints	64%	N=434	30%	N=205	4%	N=28	2%	N=11	100%	N=677

Table 9: Question 7 and 8 with "don't know" responses

How important, if at all, is it that the City of Sacramento's Animal Care Services – Front Street Animal Shelter provide the following services?	Essential		Very important		Somewhat important		Not at all important		Don't know		Total	
	%	N	%	N	%	N	%	N	%	N	%	N
Lost and found services	74%	N=510	20%	N=139	3%	N=23	0%	N=0	2%	N=15	100%	N=687
Adoptions	74%	N=508	19%	N=128	5%	N=37	0%	N=0	2%	N=14	100%	N=688
Animal licensing services	41%	N=277	29%	N=198	24%	N=163	3%	N=23	3%	N=20	100%	N=682
Animal owner surrender programs	50%	N=340	36%	N=248	11%	N=78	0%	N=2	2%	N=16	100%	N=684
Programs for owned animals whose owners need temporary housing for their animals	40%	N=273	31%	N=212	22%	N=154	4%	N=28	3%	N=23	100%	N=690
Spay, neuter, microchip and vaccine services for owned animals who are owned by low-income City residents	70%	N=483	18%	N=127	10%	N=67	0%	N=2	2%	N=11	100%	N=690
Community Cat Programs such as spaying/neutering feral and friendly community cats and returning them to their neighborhoods	57%	N=389	25%	N=173	14%	N=95	1%	N=9	3%	N=17	100%	N=684
Accept owned deceased animals for disposal	30%	N=207	34%	N=233	26%	N=183	4%	N=26	6%	N=40	100%	N=689
Provide or support low-cost veterinary care programs for city residents who meet pre-set qualifications	53%	N=367	34%	N=233	10%	N=67	1%	N=9	2%	N=12	100%	N=687
Hosting low-cost vaccine clinics	55%	N=382	33%	N=225	10%	N=70	0%	N=2	2%	N=10	100%	N=689
Increasing access of affordable veterinary care to all residents	51%	N=349	33%	N=226	12%	N=83	2%	N=14	2%	N=13	100%	N=685
Providing pet behavior training to adopters	27%	N=182	32%	N=216	37%	N=251	3%	N=19	2%	N=14	100%	N=683
Providing pet behavior training to any interested city resident	19%	N=132	29%	N=199	40%	N=277	10%	N=66	2%	N=15	100%	N=689
Respond to and pick up stray dangerous and vicious animals (dogs and cats)	73%	N=496	21%	N=139	3%	N=22	1%	N=8	2%	N=13	100%	N=679
Respond to and pick up healthy non-aggressive stray domesticated pets	37%	N=255	36%	N=249	23%	N=159	3%	N=18	1%	N=6	100%	N=689

How important, if at all, is it that the City of Sacramento's Animal Care Services – Front Street Animal Shelter provide the following services?	Essential		Very important		Somewhat important		Not at all important		Don't know		Total	
Respond to and pick up stray sick and injured animals (all species)	66%	N=454	30%	N=209	3%	N=23	0%	N=0	1%	N=4	100%	N=690
Respond to and pick up sick or injured wildlife	43%	N=299	35%	N=244	16%	N=108	2%	N=17	3%	N=22	100%	N=689
Respond to and release wildlife from traps set by residents (typically when trapping cats)	34%	N=235	33%	N=226	19%	N=133	8%	N=58	5%	N=32	100%	N=684
Pickup of deceased animals in the public right of way (all species)	50%	N=344	31%	N=212	14%	N=97	3%	N=22	2%	N=11	100%	N=687
Respond to neighbor complaints related to owned animals (i.e., neighbor not picking up animal feces, owned dogs being allowed to run loose, having illegal poultry or livestock).	22%	N=153	26%	N=177	38%	N=262	12%	N=82	2%	N=17	100%	N=692
Investigate (and submit for prosecution) cases of animal neglect and cruelty	72%	N=498	22%	N=152	3%	N=23	1%	N=5	2%	N=13	100%	N=690
Investigate potentially dangerous and dangerous animal complaints	63%	N=434	30%	N=205	4%	N=28	2%	N=11	2%	N=13	100%	N=691

Table 10: Question 9 without "don't know" responses

There are a number of ways the City can deal with people who neglect animals. (Pet owners who fail to provide reasonable care such as food/water/shelter/veterinary care). One option is to prosecute these people through the criminal justice system. A second option is to create a training and educational program offenders would be required to attend similar to traffic school. Which of these options do you think the City should pursue?	Percent	Number
Criminal Prosecution	25%	N=168
Alternative Program	20%	N=134
Depends on severity of neglect	56%	N=380
Total	100%	N=682

Table 11: Question 9 with "don't know" responses

There are a number of ways the City can deal with people who neglect animals. (Pet owners who fail to provide reasonable care such as food/water/shelter/veterinary care). One option is to prosecute these people through the criminal justice system. A second option is to create a training and educational program offenders would be required to attend similar to traffic school. Which of these options do you think the City should pursue?	Percent	Number
Criminal Prosecution	24%	N=168
Alternative Program	20%	N=134
Don't know	1%	N=5
Depends on severity of neglect	55%	N=380
Total	100%	N=687

Table 12: Question 10 without "don't know" responses

Have you ever adopted a pet from one of Sacramento's local animal shelters?	Percent	Number
No	47%	N=323
Yes	53%	N=368
Total	100%	N=691

Table 13: Question 10 with "don't know" responses

Have you ever adopted a pet from one of Sacramento's local animal shelters?	Percent	Number
No	47%	N=323
Yes	53%	N=368
Don't know	0%	N=2
Total	100%	N=693

Table 14: Question 11

If yes, from which shelters? Total may exceed 100% as respondents could select more than one shelter/location.	Percent	Number
City of Sacramento Animal Care Services – Front Street Animal Shelter	69%	N=258
Sacramento County Bradshaw Animal Shelter	31%	N=116
Sacramento SPCA	32%	N=118
Don't know/remember	3%	N=13

Table 15: Question 12

Do you currently own a pet?	Percent	Number
Yes, one pet	32%	N=222
Yes, two to five pets	42%	N=294
Yes, more than five pets	3%	N=17
None	23%	N=158
Total	100%	N=692

Table 16: Question 13 without "don't know" responses

If your animal became lost, would you rather the person who found your animal temporarily house and attempt to help return the animal to you without bringing it to the shelter? Or would you rather your pet be immediately transported to the shelter?	Percent	Number
Temporary assistance from neighbor/community member	66%	N=387
Immediately taken to the shelter	34%	N=203
Total	100%	N=591

Table 17: Question 13 with "don't know" responses

If your animal became lost, would you rather the person who found your animal temporarily house and attempt to help return the animal to you without bringing it to the shelter? Or would you rather your pet be immediately transported to the shelter?	Percent	Number
Temporary assistance from neighbor/community member	56%	N=387
Immediately taken to the shelter	29%	N=203
Don't know	14%	N=99
Total	100%	N=690

Table 18: Question 14 without "don't know" responses

If you had to conduct business at the shelter, would you prefer an appointment and to be seen within a 15-minute time frame, or be able to come to the shelter at any time but potentially wait 30 minutes or more? Shelter business would include, looking for your lost pet, licensing services, adopting an animal, stray drop off, handling a citation.	Percent	Number
Appointment program	73%	N=464
First come first served	27%	N=176
Total	100%	N=640

Table 19: Question 14 with "don't know" responses

If you had to conduct business at the shelter, would you prefer an appointment and to be seen within a 15-minute time frame, or be able to come to the shelter at any time but potentially wait 30 minutes or more? Shelter business would include, looking for your lost pet, licensing services, adopting an animal, stray drop off, handling a citation.	Percent	Number
Appointment program	67%	N=464
First come first served	25%	N=176
Don't know	7%	N=51
Total	100%	N=690

Table 20: Question 1

Using the map above, please select which Council District you live in:	Percent	Number
Council District 1	7%	N=51
Council District 2	6%	N=44
Council District 3	9%	N=62
Council District 4	30%	N=203
Council District 5	17%	N=119
Council District 6	11%	N=77
Council District 7	9%	N=62
Council District 8	4%	N=28
None of these/unsure	6%	N=42
Total	100%	N=687

Table 21: Question 15

What is your gender?	Percent	Number
Female	59%	N=407
Male	39%	N=270
Identify in another way	1%	N=9
Total	100%	N=686

Table 22: Question 16

In which category is your age?	Percent	Number
18-24 years	1%	N=10
25-34 years	29%	N=202
35-44 years	16%	N=112
45-54 years	20%	N=136
55-64 years	16%	N=111
65-74 years	15%	N=100
75 years or older	3%	N=19
Total	100%	N=689

Table 23: Question 17

Which of the categories below best describes your racial/ethnic identity?	Percent	Number
American Indian or Alaskan Native	0%	N=1
Asian, Asian Indian or Pacific Islander	18%	N=118
Black or African American	15%	N=98
Middle Eastern or Arabic	0%	N=1
Hispanic	21%	N=139
White	42%	N=281
I identify with another race/ethnicity	1%	N=5
Two or more races/ethnicities	4%	N=26
Total	100%	N=668

Table 24: Question 18

Which best describes the building you live in?	Percent	Number
One family house detached from any other houses	60%	N=417
Building with two or more homes (duplex, townhome, apartment or condominium)	38%	N=265
Mobile home	1%	N=4
Other	0%	N=3
Total	100%	N=689

Table 25: Question 19

Do you rent or own your home?	Percent	Number
Rent	45%	N=311
Own	55%	N=375
Total	100%	N=686

Table 26: Question 20

How much do you anticipate your household's total income before taxes will be for the current year? (Please include in your total income money from all sources for all persons living in your household.)	Percent	Number
Less than \$25,000	7%	N=44
\$25,000 to \$49,999	16%	N=104
\$50,000 to \$74,999	21%	N=139
\$75,000 to \$99,999	17%	N=111
\$100,000 to \$149,999	17%	N=113
\$150,000 to \$199,999	9%	N=59
\$200,000 or more	14%	N=91
Total	100%	N=660

Appendix B: Breakdowns of Selected Survey Responses by Respondent Characteristics

Understanding the Tables

The tables in this appendix contain the crosstabulations of the survey questions by various respondent demographic characteristics. Chi-square or ANOVA tests of significance were applied to these breakdowns of survey questions. A “p-value” of 0.05 or less indicates that there is less than a 5% probability that differences observed between groups are due to chance; or in other words, a greater than 95% probability that the differences observed in the selected categories of the sample represent “real” differences among those populations. As subgroups vary in size and each group (and each comparison to another group) has a unique margin of error, statistical testing is used to determine whether differences between subgroups are statistically significant.

Each column in the following tables is labeled with a letter for each subgroup being compared. The letters start over with “A” for each different characteristic. (For example, see Table 38 where Female and Male are marked with A and B, 18-34 years old, 35-54 years old, and 55+ years old are marked with A, B and C, etc.)

For each pair of subgroup ratings within a characteristic within a row that has a statistically significant difference, an uppercase letter denoting significance is shown in the cell with the larger column proportion. The letter denotes the subgroup with the smaller column proportion from which it is statistically different. Subgroups that have no uppercase letter denotation in their column and that are also not referred to in any other column were not statistically different.

For example, in Table 27 on the next page, residents living in Council Districts 1, 2, 4, 5, 6 and 8 (Columns A, B, D, E, F and H) were statistically significantly more likely to consider economic development essential or very important compared to those in Council District 3 (Column C, 52%). This is denoted with a “C” in the cells for Districts 1, 2, 4, 5, 6 and 8. However, in the cells for Districts 2, 3, 4, 5, and 8, no other letters are shown, so these ratings were not different than from each other. But for Council District 1, the cell also contains the letters E, G and I, meaning the proportion in that District considering economic development essential or very important was statistically significantly higher than in Districts 3, 5, 7 and those outside a District or unsure in which District they lived.

Selected Survey Results by City Council District	31
Selected Survey Results by Gender, Age, Housing Tenure (Rent or Own) and Type of Housing Unit of Respondent	41
Selected Survey Results by Whether Respondent Has Adopted from Shelter, Whether Respondent Has a Pet, and Annual Household Income ...	49

Selected Survey Results by City Council District

Table 27: Question 2

How important, if at all, do you think it is for the Sacramento community to focus on each of the following in the coming two years? Percent rating as essential or very important	Council District 1 (A)	Council District 2 (B)	Council District 3 (C)	Council District 4 (D)	Council District 5 (E)	Council District 6 (F)	Council District 7 (G)	Council District 8 (H)	None of these/ unsure (I)	Overall (A)
Economic development	84% C E G I	74% C	52%	77% C	68% C	76% C	66%	77% C	64%	72%
Street maintenance and repair	79%	62%	82% B	73%	75%	70%	74%	77%	73%	74%
Animal services	82% E F	95% C D E F	72%	81% E F	68%	60%	91% C E F	99% C D E F	88% C E F	79%
Water and sewer	85% C F	94% C D E F I	68%	78%	79%	68%	81%	92% C F	75%	78%
Safety	84%	95%	87%	86%	88%	83%	87%	91%	92%	87%
Preservation of open space	78% B F G	28%	87% B E F G I	75% B F G	67% B F G	50% B	45%	70% B F G	60% B	66%
Arts and culture	65% B D F G I	32%	59% B F G I	48% G	49% G	39%	24%	54% G	36%	45%
Parks and recreation	82% B E F G I	56%	85% B E F G I	77% B F G I	67% F G	51%	45%	85% B F G I	61%	69%
Openness and acceptance of all residents	86% I	79%	72%	84% C I	85% C I	96% B C D E G I	75%	87% I	69%	82%
Design and layout of downtown	71% B E F G H I	19%	53% B F I	58% B F G I	49% B F I	32%	38%	45% B	22%	47%

Table 28: Question 3 without "don't know" responses

How often, if ever, have you visited the City of Sacramento's Animal Care Services – Front Street Animal Shelter?	Council District 1 (A)	Council District 2 (B)	Council District 3 (C)	Council District 4 (D)	Council District 5 (E)	Council District 6 (F)	Council District 7 (G)	Council District 8 (H)	None of these/ unsure (I)	Overall (A)
0 times	20%	17%	25%	15%	23%	26%	9%	7%	18%	18%
1-2 times	58% C D E H I	46%	17%	26%	25%	31%	37%	12%	20%	29%
3-5 times	8%	15%	33%	18%	22%	25%	23%	34%	23%	21%
6 or more times	14%	23%	24%	40% A F	29%	18%	31%	47%	39%	31%
Total	100%	100%	100%	100%	100%	100%	100%	100%	100%	100%

Table 29: Question 4

What was the reason for your visit? Select all the apply Total may exceed 100% as respondents could select more than one reason.	Council District 1 (A)	Council District 2 (B)	Council District 3 (C)	Council District 4 (D)	Council District 5 (E)	Council District 6 (F)	Council District 7 (G)	Council District 8 (H)	None of these/ unsure (I)	Overall (A)
License your pet	36%	37%	43% I	47% I	30%	46% I	55% I	80% A B E I	7%	42%
Drop off a stray pet	30%	37%	26%	27%	28%	31%	39%	27%	22%	30%
Adopt a pet	24%	69% A	59% A	68% A E	48%	66% A	56%	56%	84% A E	60%
Reclaim your pet that was at the shelter	1%	12%	5%	11%	4%	10%	3%	16%	1%	8%
Volunteer at the shelter	18%	9%	29%	30%	42% B	18%	31%	26%	32%	29%
Report an aggressive or dangerous animal	0%	1%	0%	1%	0%	0%	3%	0%	5%	1%
Total	100%	100%	100%	100%	100%	100%	100%	100%	100%	100%

Table 30: Question 6 without "don't know" responses

How would you rate the overall access to affordable veterinary care in Sacramento?	Council District 1	Council District 2	Council District 3	Council District 4	Council District 5	Council District 6	Council District 7	Council District 8	None of these/ unsure	Overall
Excellent	7%	36%	7%	6%	2%	5%	3%	10%	12%	8%
Good	64%	7%	33%	26%	33%	23%	24%	24%	30%	29%
Fair	20%	31%	20%	55%	45%	48%	32%	15%	27%	39%
Poor	8%	26%	40%	14%	21%	24%	41%	51%	31%	25%
Total	100%	100%	100%	100%	100%	100%	100%	100%	100%	100%

Table 31: Question 7 and 8

How important, if at all, is it that the City of Sacramento's Animal Care Services – Front Street Animal Shelter provide the following services? Percent rating as essential or very important	Council District 1 (A)	Council District 2 (B)	Council District 3 (C)	Council District 4 (D)	Council District 5 (E)	Council District 6 (F)	Council District 7 (G)	Council District 8 (H)	None of these/ unsure (I)	Overall (A)
Lost and found services	100% E	100% E	98% E	99% E	85%	100% E	96% E	98% E	99% E	97%
Adoptions	98% E F G	98% E F G	98% E F G	100% E F G	84%	88%	87%	100% E F G	100% E F G	95%
Animal licensing services	74% B	50%	67%	73% B	64%	91% A B C D E G	67%	80% B	84% B E	72%
Animal owner surrender programs	97% E G	92% E	90% E	90% E	78%	87%	83%	98% E G	86%	88%
Programs for owned animals whose owners need temporary housing for their animals	77% C G	86% C G	55%	75% C G	74% C G	78% C G	51%	83% C G	73% G	73%
Spay, neuter, microchip and vaccine services for owned animals who are owned by low-income City residents	65%	92% A G	93% A G	96% A E G I	86% A	99% A E G I	77% A	99% A E G	85% A	90%
Community Cat Programs such as spaying/neutering feral and friendly community cats and returning them to their neighborhoods	67%	97% A D E	88% A D	77%	84% A	88% A D	91% A D	100% A D	96% A D	84%
Accept owned deceased animals for disposal	51%	79% A F G	75% A F G	65% F	82% A D F G	50%	57%	94% A D F G	72% A F	68%
Provide or support low-cost veterinary care programs for city residents who meet pre-set qualifications	81%	97% A E G	90% G	93% A E G	82% G	98% A E G	72%	92% G	88% G	89%

How important, if at all, is it that the City of Sacramento's Animal Care Services – Front Street Animal Shelter provide the following services? Percent rating as essential or very important	Council District 1 (A)	Council District 2 (B)	Council District 3 (C)	Council District 4 (D)	Council District 5 (E)	Council District 6 (F)	Council District 7 (G)	Council District 8 (H)	None of these/ unsure (I)	Overall (A)
Hosting low-cost vaccine clinics	81%	96% A G	93% A G	95% A E G	86% G	95% A E G	74%	84%	87% G	89%
Increasing access of affordable veterinary care to all residents	80%	97% A G I	86% G I	87% G I	88% G I	96% A G I	69%	95% G I	69%	86%
Providing pet behavior training to adopters	71% E F G	71% E F G	64% E G	67% E F G	48% G	51% G	33%	73% E G	62% G	60%
Providing pet behavior training to any interested city resident	67% C D E F G I	68% C E F G I	40%	52% E G	39%	46% G	25%	78% C D E F G I	46% G	49%
Respond to and pick up stray dangerous and vicious animals (dogs and cats)	94%	99%	97%	94%	94%	99%	94%	100%	93%	95%
Respond to and pick up healthy non-aggressive stray domesticated pets	77% F	88% D F	92% D E F H I	72% F	77% F	53%	82% F	71%	71% F	74%
Respond to and pick up stray sick and injured animals (all species)	93%	99%	99%	96%	95%	100%	97%	98%	94%	97%
Respond to and pick up sick or injured wildlife	65%	92% A E I	81% A	83% A E	73%	90% A E I	89% A E I	85% A	70%	81%
Respond to and release wildlife from traps set by residents (typically when trapping cats)	54%	87% A C F	60%	73% A C	74% A C	68%	69%	72%	72%	71%
Pickup of deceased animals in the public right of way (all species)	67%	92% A D	87% A	76%	81% A	93% A D E	87% A	94% A D	82%	82%
Respond to neighbor complaints related to owned animals (I.e., neighbor not picking up animal feces, owned dogs being allowed to	26%	50% A	49% A	41%	57% A D	60% A D	53% A	75% A B C D G	53% A	49%

How important, if at all, is it that the City of Sacramento's Animal Care Services – Front Street Animal Shelter provide the following services? Percent rating as essential or very important	Council District 1 (A)	Council District 2 (B)	Council District 3 (C)	Council District 4 (D)	Council District 5 (E)	Council District 6 (F)	Council District 7 (G)	Council District 8 (H)	None of these/ unsure (I)	Overall (A)
run loose, having illegal poultry or livestock).										
Investigate (and submit for prosecution) cases of animal neglect and cruelty	93%	99% D	100% D	92%	97% D	100% D	95%	100% D	99% D	96%
Investigate potentially dangerous and dangerous animal complaints	93%	97%	97%	92%	92%	99% D	95%	100%	90%	94%

Table 32: Question 9 without "don't know" responses

<p>There are a number of ways the City can deal with people who neglect animals. (Pet owners who fail to provide reasonable care such as food/water/shelter/veterinary care). One option is to prosecute these people through the criminal justice system. A second option is to create a training and educational program offenders would be required to attend similar to traffic school. Which of these options do you think the City should pursue?</p>	<p>Council District 1</p>	<p>Council District 2</p>	<p>Council District 3</p>	<p>Council District 4</p>	<p>Council District 5</p>	<p>Council District 6</p>	<p>Council District 7</p>	<p>Council District 8</p>	<p>None of these/ unsure</p>	<p>Overall</p>
	<p>(A)</p>	<p>(B)</p>	<p>(C)</p>	<p>(D)</p>	<p>(E)</p>	<p>(F)</p>	<p>(G)</p>	<p>(H)</p>	<p>(I)</p>	<p>(A)</p>
Criminal Prosecution	6%	49% A E F G	29%	27%	16%	14%	15%	57% A D E F G	33% A	25%
Alternative Program	18%	12%	12%	17%	31%	30%	21%	8%	11%	20%
Depends on severity of neglect	76% B H	39%	59%	56%	53%	56%	64%	35%	55%	56%
Total	100%	100%	100%	100%	100%	100%	100%	100%	100%	100%

Table 33: Question 10 without "don't know" responses

Have you ever adopted a pet from one of Sacramento's local animal shelters?	Council District 1 (A)	Council District 2 (B)	Council District 3 (C)	Council District 4 (D)	Council District 5 (E)	Council District 6 (F)	Council District 7 (G)	Council District 8 (H)	None of these/ unsure (I)	Overall (A)
No	76% D E G H I	55%	51%	38%	49%	69% D G H I	33%	30%	33%	47%
Yes	24%	45%	49%	62% A F	51% A	31%	67% A F	70% A F	67% A F	53%
Total	100%	100%	100%	100%	100%	100%	100%	100%	100%	100%

Table 34: Question 11

If yes, from which shelters? Total may exceed 100% as respondents could select more than one shelter/location.	Council District 1 (A)	Council District 2 (B)	Council District 3 (C)	Council District 4 (D)	Council District 5 (E)	Council District 6 (F)	Council District 7 (G)	Council District 8 (H)	None of these/ unsure (I)	Overall (A)
City of Sacramento Animal Care Services – Front Street Animal Shelter	86%	63%	58%	78% G	73%	56%	50%	53%	80%	69%
Sacramento County Bradshaw Animal Shelter	35%	26%	48%	35%	18%	38%	27%	8%	48%	31%
Sacramento SPCA	13%	38%	39%	27%	27%	41%	46%	60%	17%	32%
Don't know/remember	7%	3%	0%	6%	1%	2%	2%	1%	8%	3%
Total	100%	100%	100%	100%	100%	100%	100%	100%	100%	100%

Table 35: Question 12

Do you currently own a pet?	Council District 1 (A)	Council District 2 (B)	Council District 3 (C)	Council District 4 (D)	Council District 5 (E)	Council District 6 (F)	Council District 7 (G)	Council District 8 (H)	None of these/ unsure (I)	Overall (A)
Yes, one pet	17%	25%	40% H I	40% H I	42% H I	25%	35%	5%	11%	32%
Yes, two to five pets	21%	59% A	41%	40%	35%	34%	47%	71% A E F	72% A D E F	42%
Yes, more than five pets	1%	3%	2%	3%	2%	2%	1%	0%	4%	3%
None	62% B C D E G H I	13%	17%	17%	21%	40% D	17%	24%	13%	23%
Total	100%	100%	100%	100%	100%	100%	100%	100%	100%	100%

Table 36: Question 13 without "don't know" responses

If your animal became lost, would you rather the person who found your animal temporarily house and attempt to help return the animal to you without bringing it to the shelter? Or would you rather your pet be immediately transported to the shelter?	Council District 1 (A)	Council District 2 (B)	Council District 3 (C)	Council District 4 (D)	Council District 5 (E)	Council District 6 (F)	Council District 7 (G)	Council District 8 (H)	None of these/ unsure (I)	Overall (A)
Temporary assistance from neighbor/community member	59%	70%	60%	76% F I	69% F	44%	72%	43%	48%	66%
Immediately taken to the shelter	41%	30%	40%	24%	31%	56% D E	28%	57%	52% D	34%
Total	100%	100%	100%	100%	100%	100%	100%	100%	100%	100%

Table 37: Question 14 without "don't know" responses

If you had to conduct business at the shelter, would you prefer an appointment and to be seen within a 15-minute time frame, or be able to come to the shelter at any time but potentially wait 30 minutes or more? Shelter business would include, looking for your lost pet, licensing services, adopting an animal, stray drop off, handling a citation.	Council District 1 (A)	Council District 2 (B)	Council District 3 (C)	Council District 4 (D)	Council District 5 (E)	Council District 6 (F)	Council District 7 (G)	Council District 8 (H)	None of these/ unsure (I)	Overall (A)
Appointment program	87% B C H	55%	59%	80% B C H	77% H	66%	73%	40%	77%	73%
First come first served	13%	45% A D	41% A D	20%	23%	34%	27%	60% A D E	23%	27%
Total	100%	100%	100%	100%	100%	100%	100%	100%	100%	100%

Selected Survey Results by Gender, Age, Housing Tenure (Rent or Own) and Type of Housing Unit of Respondent

Table 38: Question 2

How important, if at all, do you think it is for the Sacramento community to focus on each of the following in the coming two years? Percent rating as essential or very important	Female (A)	Male (B)	18-34 (A)	35-54 (B)	55+ (C)	Rent (A)	Own (B)	Detached (A)	Attached (B)	Overall (A)
Economic development	75%	70%	75% C	76% C	64%	75%	69%	66%	80% A	72%
Street maintenance and repair	77%	71%	66%	72%	82% A B	74%	73%	71%	77%	74%
Animal services	71%	84% A	81%	75%	80%	74%	83% A	82% B	74%	79%
Water and sewer	80%	77%	80%	77%	78%	74%	82% A	81% B	74%	78%
Safety	82%	90% A	88% B	80%	94% B	87%	88%	86%	89%	87%
Preservation of open space	63%	68%	62%	64%	72% A	67%	67%	66%	66%	66%
Arts and culture	51% B	42%	43%	46%	49%	48%	44%	42%	51% A	45%
Parks and recreation	71%	66%	62%	75% A	68%	67%	71%	69%	69%	69%
Openness and acceptance of all residents	80%	84%	91% B C	80%	78%	89% B	77%	77%	92% A	82%
Design and layout of downtown	60% B	39%	41%	51% A	49%	49%	45%	40%	58% A	47%

Table 39: Question 3 without "don't know" responses

How often, if ever, have you visited the City of Sacramento's Animal Care Services – Front Street Animal Shelter?	Female	Male	18-34	35-54	55+	Rent	Own	Detached	Attached	Overall
	(A)	(B)	(A)	(B)	(C)	(A)	(B)	(A)	(B)	(A)
0 times	21%	17%	26% B	7%	24% B	20%	17%	18%	20%	18%
1-2 times	36% B	25%	36% C	31% C	20%	32%	27%	27%	33%	29%
3-5 times	23%	21%	24%	21%	20%	23%	20%	18%	27% A	21%
6 or more times	20%	38% A	14%	41% A	36% A	25%	36% A	37% B	21%	31%
Total	100%	100%	100%	100%	100%	100%	100%	100%	100%	100%

Table 40: Question 4

What was the reason for your visit? Select all the apply Total may exceed 100% as respondents could select more than one reason.	Female	Male	18-34	35-54	55+	Rent	Own	Detached	Attached	Overall
	(A)	(B)	(A)	(B)	(C)	(A)	(B)	(A)	(B)	(A)
License your pet	41%	41%	24%	47% A	49% A	35%	47% A	46% B	35%	42%
Drop off a stray pet	25%	30%	40% B C	24%	26%	29%	30%	31%	28%	30%
Adopt a pet	51%	64% A	58%	62%	59%	56%	63%	63%	56%	60%
Reclaim your pet that was at the shelter	6%	9%	5%	10%	8%	10%	7%	9%	7%	8%
Volunteer at the shelter	26%	31%	24%	31%	28%	27%	31%	31%	25%	29%
Report an aggressive or dangerous animal	0%	2%	2%	0%	2%	1%	2%	1%	1%	1%
Total	100%	100%	100%	100%	100%	100%	100%	100%	100%	100%

Table 41: Question 6 without "don't know" responses

How would you rate the overall access to affordable veterinary care in Sacramento?	Female	Male	18-34	35-54	55+	Rent	Own	Detached	Attached	Overall
	(A) B	(B)	(A)	(B)	(C)	(A) B	(B) A	(A) B	(B) A	(A)
Excellent	10% B	5%	10%	5%	9%	3%	11% A	10% B	3%	8%
Good	39% B	23%	32%	29%	27%	34% B	24%	20%	45% A	29%
Fair	34%	41%	31%	45% A	38%	40%	38%	41%	36%	39%
Poor	16%	30% A	27%	21%	26%	23%	27%	30% B	17%	25%
Total	100%	100%	100%	100%	100%	100%	100%	100%	100%	100%

Table 42: Question 7 and 8

How important, if at all, is it that the City of Sacramento's Animal Care Services – Front Street Animal Shelter provide the following services? Percent rating as essential or very important	Female (A)	Male (B)	18-34 (A)	35-54 (B)	55+ (C)	Rent (A)	Own (B)	Detached (A)	Attached (B)	Overall (A)
Lost and found services	98%	96%	99%	96%	95%	96%	97%	98% B	95%	97%
Adoptions	94%	94%	92%	92%	99% A B	91%	98% A	97% B	90%	95%
Animal licensing services	75%	70%	67%	68%	80% A B	72%	72%	70%	74%	72%
Animal owner surrender programs	89%	88%	85%	90%	89%	90%	86%	86%	90%	88%
Programs for owned animals whose owners need temporary housing for their animals	68%	76% A	75% C	77% C	65%	79% B	67%	69%	78% A	73%
Spay, neuter, microchip and vaccine services for owned animals who are owned by low-income City residents	80%	97% A	91%	86%	93% B	91%	89%	90%	90%	90%
Community Cat Programs such as spaying/neutering feral and friendly community cats and returning them to their neighborhoods	81%	86%	84% C	92% A C	76%	84%	85%	87% B	80%	84%
Accept owned deceased animals for disposal	66%	69%	67%	61%	76% A B	61%	73% A	74% B	58%	68%
Provide or support low-cost veterinary care programs for city residents who meet pre-set qualifications	83%	93% A	94% B	85%	88%	98% B	81%	84%	97% A	89%
Hosting low-cost vaccine clinics	85%	93% A	93% B	86%	89%	97% B	82%	85%	96% A	89%
Increasing access of affordable veterinary care to all residents	79%	90% A	90% C	84%	83%	93% B	79%	80%	93% A	86%
Providing pet behavior training to adopters	57%	60%	65% B	55%	59%	60%	59%	62%	55%	60%
Providing pet behavior training to any interested city resident	52%	46%	58% C	49% C	40%	54% B	44%	48%	51%	49%
Respond to and pick up stray dangerous and vicious animals (dogs and cats)	96%	95%	91%	97% A	98% A	94%	97%	96%	94%	95%

How important, if at all, is it that the City of Sacramento's Animal Care Services – Front Street Animal Shelter provide the following services? Percent rating as essential or very important	Female (A)	Male (B)	18-34 (A)	35-54 (B)	55+ (C)	Rent (A)	Own (B)	Detached (A)	Attached (B)	Overall (A)
Respond to and pick up healthy non-aggressive stray domesticated pets	77%	72%	78% B	68%	77% B	71%	77%	76%	72%	74%
Respond to and pick up stray sick and injured animals (all species)	95%	98% A	95%	97%	98%	98% B	95%	96%	98%	97%
Respond to and pick up sick or injured wildlife	83%	80%	79%	83%	82%	83%	80%	81%	82%	81%
Respond to and release wildlife from traps set by residents (typically when trapping cats)	66%	74% A	66%	77% A C	67%	74%	68%	69%	74%	71%
Pickup of deceased animals in the public right of way (all species)	84%	81%	74%	85% A	88% A	81%	84%	83%	82%	82%
Respond to neighbor complaints related to owned animals (i.e., neighbor not picking up animal feces, owned dogs being allowed to run loose, having illegal poultry or livestock).	45%	52%	47%	43%	57% A B	49%	49%	47%	52%	49%
Investigate (and submit for prosecution) cases of animal neglect and cruelty	97%	95%	96%	94%	98%	94%	97%	97% B	94%	96%
Investigate potentially dangerous and dangerous animal complaints	96%	94%	89%	97% A	96% A	95%	95%	94%	95%	94%

Table 43: Question 9 without "don't know" responses

There are a number of ways the City can deal with people who neglect animals. (Pet owners who fail to provide reasonable care such as food/water/shelter/veterinary care). One option is to prosecute these people through the criminal justice system. A second option is to create a training and educational program offenders would be required to attend similar to traffic school. Which of these options do you think the City should pursue?	Female	Male	18-34	35-54	55+	Rent	Own	Detached	Attached	Overall
	(A)	(B)	(A)	(B)	(C)	(A)	(B)	(A)	(B)	(A)
Criminal Prosecution	22%	26%	23%	18%	33% B	22%	27%	26%	22%	25%
Alternative Program	13%	24% A	15%	23%	21%	24% B	17%	19%	20%	20%
Depends on severity of neglect	65% B	50%	62% C	59% C	47%	54%	57%	54%	58%	56%
Total	100%	100%	100%	100%	100%	100%	100%	100%	100%	100%

Table 44: Question 10 without "don't know" responses

Have you ever adopted a pet from one of Sacramento's local animal shelters?	Female	Male	18-34	35-54	55+	Rent	Own	Detached	Attached	Overall
	(A)	(B)	(A)	(B)	(C)	(A)	(B)	(A)	(B)	(A)
No	65% B	36%	64% B C	42%	37%	54% B	42%	43%	52% A	47%
Yes	35%	64% A	36%	58% A	63% A	46%	58% A	57% B	48%	53%
Total	100%	100%	100%	100%	100%	100%	100%	100%	100%	100%

Table 45: Question 11

If yes, from which shelters? Total may exceed 100% as respondents could select more than one shelter/location.	Female (A)	Male (B)	18-34 (A)	35-54 (B)	55+ (C)	Rent (A)	Own (B)	Detached (A)	Attached (B)	Overall (A)
City of Sacramento Animal Care Services – Front Street Animal Shelter	70%	68%	61%	82% A C	62%	70%	69%	75% B	60%	69%
Sacramento County Bradshaw Animal Shelter	34%	30%	23%	37%	29%	29%	32%	30%	33%	31%
Sacramento SPCA	28%	33%	25%	22%	44% A B	27%	35%	33%	30%	32%
Don't know/remember	2%	4%	9%	2%	2%	5%	3%	2%	6%	3%
Total	100%	100%	100%	100%	100%	100%	100%	100%	100%	100%

Table 46: Question 12

Do you currently own a pet?	Female (A)	Male (B)	18-34 (A)	35-54 (B)	55+ (C)	Rent (A)	Own (B)	Detached (A)	Attached (B)	Overall (A)
Yes, one pet	33%	32%	26%	33%	37% A	32%	32%	29%	37% A	32%
Yes, two to five pets	36%	46% A	38%	52% A C	37%	36%	48% A	52% B	27%	42%
Yes, more than five pets	2%	2%	1%	3%	3%	1%	4% A	3%	1%	3%
None	29% B	20%	35% B C	12%	23% B	31% B	16%	15%	35% A	23%
Total	100%	100%	100%	100%	100%	100%	100%	100%	100%	100%

Table 47: Question 13 without "don't know" responses

If your animal became lost, would you rather the person who found your animal temporarily house and attempt to help return the animal to you without bringing it to the shelter? Or would you rather your pet be immediately transported to the shelter?	Female (A)	Male (B)	18-34 (A)	35-54 (B)	55+ (C)	Rent (A)	Own (B)	Detached (A)	Attached (B)	Overall (A)
Temporary assistance from neighbor/community member	71% B	62%	58%	75% A C	62%	57%	73% A	71% B	57%	66%
Immediately taken to the shelter	29%	38% A	42% B	25%	38% B	43% B	27%	29%	43% A	34%
Total	100%	100%	100%	100%	100%	100%	100%	100%	100%	100%

Table 48: Question 14 without "don't know" responses

If you had to conduct business at the shelter, would you prefer an appointment and to be seen within a 15-minute time frame, or be able to come to the shelter at any time but potentially wait 30 minutes or more? Shelter business would include, looking for your lost pet, licensing services, adopting an animal, stray drop off, handling a citation.	Female (A)	Male (B)	18-34 (A)	35-54 (B)	55+ (C)	Rent (A)	Own (B)	Detached (A)	Attached (B)	Overall (A)
Appointment program	69%	76%	72%	75%	71%	75%	70%	70%	77% A	73%
First come first served	31%	24%	28%	25%	29%	25%	30%	30% B	23%	27%
Total	100%	100%	100%	100%	100%	100%	100%	100%	100%	100%

Selected Survey Results by Whether Respondent Has Adopted from Shelter, Whether Respondent Has a Pet, and Annual Household Income

Table 49: Question 2

How important, if at all, do you think it is for the Sacramento community to focus on each of the following in the coming two years? Percent rating as essential or very important	HAVE adopted pet from local shelter (A)	Have NOT adopted (B)	HAVE 1+ pets (A)	Have NO pets (B)	Less than \$50,000 (A)	\$50,000 to \$74,999 (B)	\$75,000 to \$99,999 (C)	\$100,000 to \$149,999 (D)	\$150,000 or more (E)	Overall (A)
Economic development	72%	72%	69%	80% A	79% D	76%	70%	67%	69%	72%
Street maintenance and repair	74%	72%	72%	77%	79% D E	75%	80% D E	65%	66%	74%
Animal services	86% B	71%	82% B	70%	71%	83% A E	92% A E	86% A E	64%	79%
Water and sewer	74%	84% A	74%	92% A	78% E	78% E	91% A B D E	80% E	67%	78%
Safety	89%	86%	85%	94% A	95% D E	94% E	88% E	87% E	71%	87%
Preservation of open space	65%	68%	64%	73%	59%	52%	80% A B E	75% A B	68% B	66%
Arts and culture	45%	47%	44%	52%	46%	35%	60% A B D E	46%	47% B	45%
Parks and recreation	67%	71%	69%	66%	68% B	54%	69% B	77% B	77% B	69%
Openness and acceptance of all residents	79%	87% A	81%	88% A	88%	86%	81%	83%	80%	82%
Design and layout of downtown	42%	53% A	45%	55% A	52% B	39%	47%	47%	53% B	47%

Table 50: Question 3 without "don't know" responses

How often, if ever, have you visited the City of Sacramento's Animal Care Services – Front Street Animal Shelter?	HAVE adopted pet from local shelter (A)	Have NOT adopted (B)	HAVE 1+ pets (A)	Have NO pets (B)	Less than \$50,000 (A)	\$50,000 to \$74,999 (B)	\$75,000 to \$99,999 (C)	\$100,000 to \$149,999 (D)	\$150,000 or more (E)	Overall (A)
0 times	4%	34% A	12%	40% A	23% B	8%	16%	15%	27% B	18%
1-2 times	25%	34% A	30%	25%	26%	27%	27%	26%	39%	29%
3-5 times	24%	19%	22%	19%	25%	27% E	26%	18%	14%	21%
6 or more times	47% B	14%	36% B	16%	26%	38% E	30%	40% E	20%	31%
Total	100%	100%	100%	100%	100%	100%	100%	100%	100%	100%

Table 51: Question 4

What was the reason for your visit? Select all the apply Total may exceed 100% as respondents could select more than one reason.	HAVE adopted pet from local shelter (A)	Have NOT adopted (B)	HAVE 1+ pets (A)	Have NO pets (B)	Less than \$50,000 (A)	\$50,000 to \$74,999 (B)	\$75,000 to \$99,999 (C)	\$100,000 to \$149,999 (D)	\$150,000 or more (E)	Overall (A)
License your pet	43%	40%	41%	44%	25%	50% A	42%	39%	46% A	42%
Drop off a stray pet	28%	33%	29%	31%	33%	27%	28%	24%	33%	30%
Adopt a pet	76% B	31%	63% B	43%	55%	70% E	53%	72% E	49%	60%
Reclaim your pet that was at the shelter	8%	8%	9% B	2%	12% D	16% C D	4%	1%	6%	8%
Volunteer at the shelter	27%	32%	30%	21%	24%	26%	24%	43% A	32%	29%
Report an aggressive or dangerous animal	1%	2%	1%	0%	3%	1%	0%	0%	0%	1%
Total	100%	100%	100%	100%	100%	100%	100%	100%	100%	100%

Table 52: Question 6 without "don't know" responses

How would you rate the overall access to affordable veterinary care in Sacramento?	HAVE adopted pet from local shelter (A)	Have NOT adopted (B)	HAVE 1+ pets (A)	Have NO pets (B)	Less than \$50,000 (A)	\$50,000 to \$74,999 (B)	\$75,000 to \$99,999 (C)	\$100,000 to \$149,999 (D)	\$150,000 or more (E)	Overall (A)
Excellent	7%	9%	8%	4%	6%	12%	5%	8%	6%	8%
Good	22%	38% A	22%	66% A	39% B	18%	37% B	32%	24%	29%
Fair	46% B	29%	43% B	17%	27%	39%	42%	42%	46% A	39%
Poor	26%	23%	27% B	13%	28%	31%	16%	19%	24%	25%
Total	100%	100%	100%	100%	100%	100%	100%	100%	100%	100%

Table 53: Question 7 and 8

How important, if at all, is it that the City of Sacramento's Animal Care Services – Front Street Animal Shelter provide the following services? Percent rating as essential or very important	HAVE adopted pet from local shelter (A)	Have NOT adopted (B)	HAVE 1+ pets (A)	Have NO pets (B)	Less than \$50,000 (A)	\$50,000 to \$74,999 (B)	\$75,000 to \$99,999 (C)	\$100,000 to \$149,999 (D)	\$150,000 or more (E)	Overall (A)
Lost and found services	95%	98% A	97%	97%	98%	95%	98%	96%	96%	97%
Adoptions	96% B	92%	95%	92%	86%	93% A	99% A B	99% A B	96% A	95%
Animal licensing services	67%	78% A	67%	89% A	74% B	52%	75% B	80% B	79% B	72%
Animal owner surrender programs	86%	90%	88%	88%	88%	86%	93% D	82%	90%	88%
Programs for owned animals whose owners need temporary housing for their animals	72%	74%	72%	76%	88% B D E	66%	81% B D E	57%	69% D	73%
Spay, neuter, microchip and vaccine services for owned animals who are owned by low-income City residents	95% B	84%	90%	88%	83%	96% A E	95% A	92% A	88%	90%
Community Cat Programs such as spaying/neutering feral and friendly community cats and returning them to their neighborhoods	82%	87%	85%	81%	78%	86%	85%	82%	88% A	84%
Accept owned deceased animals for disposal	67%	69%	70% B	59%	75% B E	61%	67%	73%	62%	68%
Provide or support low-cost veterinary care programs for city	89%	89%	89%	88%	99% C D E	97% C D E	89% E	83%	77%	89%

How important, if at all, is it that the City of Sacramento's Animal Care Services – Front Street Animal Shelter provide the following services? Percent rating as essential or very important	HAVE adopted pet from local shelter (A)	Have NOT adopted (B)	HAVE 1+ pets (A)	Have NO pets (B)	Less than \$50,000 (A)	\$50,000 to \$74,999 (B)	\$75,000 to \$99,999 (C)	\$100,000 to \$149,999 (D)	\$150,000 or more (E)	Overall (A)
residents who meet pre-set qualifications										
Hosting low-cost vaccine clinics	89%	90%	90%	88%	98% C D E	96% C E	87% E	88% E	79%	89%
Increasing access of affordable veterinary care to all residents	87%	84%	86%	84%	92% D E	98% C D E	84%	80%	76%	86%
Providing pet behavior training to adopters	62%	57%	58%	65%	50%	67% A E	68% A E	62%	53%	60%
Providing pet behavior training to any interested city resident	45%	53% A	46%	58% A	56% E	56% E	53% E	47%	37%	49%
Respond to and pick up stray dangerous and vicious animals (dogs and cats)	97%	94%	96%	95%	97%	98% D	97%	92%	94%	95%
Respond to and pick up healthy non-aggressive stray domesticated pets	75%	73%	75%	70%	63%	70%	88% A B D E	74%	76% A	74%
Respond to and pick up stray sick and injured animals (all species)	96%	97%	97%	96%	98% E	99% E	97% E	99% E	91%	97%
Respond to and pick up sick or injured wildlife	79%	85% A	81%	81%	79%	87% C	75%	87% C	79%	81%
Respond to and release wildlife from traps set by residents (typically when trapping cats)	67%	75% A	72%	67%	70%	73%	75%	66%	68%	71%
Pickup of deceased animals in the public right of way (all species)	82%	84%	81%	87%	87% E	82%	89% D E	79%	75%	82%

How important, if at all, is it that the City of Sacramento's Animal Care Services – Front Street Animal Shelter provide the following services? Percent rating as essential or very important	HAVE adopted pet from local shelter (A)	Have NOT adopted (B)	HAVE 1+ pets (A)	Have NO pets (B)	Less than \$50,000 (A)	\$50,000 to \$74,999 (B)	\$75,000 to \$99,999 (C)	\$100,000 to \$149,999 (D)	\$150,000 or more (E)	Overall (A)
Respond to neighbor complaints related to owned animals (i.e., neighbor not picking up animal feces, owned dogs being allowed to run loose, having illegal poultry or livestock).	50%	48%	48%	54%	50% D	61% A D E	53% D	36%	42%	49%
Investigate (and submit for prosecution) cases of animal neglect and cruelty	96%	96%	97%	94%	92%	98% A	99% A	95%	97% A	96%
Investigate potentially dangerous and dangerous animal complaints	96%	93%	95%	93%	98% D E	98% D E	97% D	87%	92%	94%

Table 54: Question 9 without "don't know" responses

<p>There are a number of ways the City can deal with people who neglect animals. (Pet owners who fail to provide reasonable care such as food/water/shelter/veterinary care). One option is to prosecute these people through the criminal justice system. A second option is to create a training and educational program offenders would be required to attend similar to traffic school. Which of these options do you think the City should pursue?</p>	<p>HAVE adopted pet from local shelter (A)</p>	<p>Have NOT adopted (B)</p>	<p>HAVE 1+ pets (A)</p>	<p>Have NO pets (B)</p>	<p>Less than \$50,000 (A)</p>	<p>\$50,000 to \$74,999 (B)</p>	<p>\$75,000 to \$99,999 (C)</p>	<p>\$100,000 to \$149,999 (D)</p>	<p>\$150,000 or more (E)</p>	<p>Overall (A)</p>
Criminal Prosecution	32% B	16%	27% B	18%	25%	32%	23%	23%	21%	25%
Alternative Program	16%	24% A	19%	21%	29% E	15%	21%	21%	15%	20%
Depends on severity of neglect	51%	61% A	54%	61%	46%	53%	57%	57%	64% A	56%
Total	100%	100%	100%	100%	100%	100%	100%	100%	100%	100%

Table 55: Question 10 without "don't know" responses

Have you ever adopted a pet from one of Sacramento's local animal shelters?	HAVE adopted pet from local shelter (A)	Have NOT adopted (B)	HAVE 1+ pets (A)	Have NO pets (B)	Less than \$50,000 (A)	\$50,000 to \$74,999 (B)	\$75,000 to \$99,999 (C)	\$100,000 to \$149,999 (D)	\$150,000 or more (E)	Overall (A)
No	0%	100%	36%	83% A	52% D	44%	44%	27%	63% B C D	47%
Yes	100%	0%	64% B	17%	48%	56% E	56% E	73% A E	37%	53%
Total	100%	100%	100%	100%	100%	100%	100%	100%	100%	100%

Table 56: Question 11

If yes, from which shelters? Total may exceed 100% as respondents could select more than one shelter/location.	HAVE adopted pet from local shelter (A)	Have NOT adopted (B)	HAVE 1+ pets (A)	Have NO pets (B)	Less than \$50,000 (A)	\$50,000 to \$74,999 (B)	\$75,000 to \$99,999 (C)	\$100,000 to \$149,999 (D)	\$150,000 or more (E)	Overall (A)
City of Sacramento Animal Care Services – Front Street Animal Shelter	70%	58%	71% B	51%	67%	70%	69%	69%	75%	69%
Sacramento County Bradshaw Animal Shelter	32%	0%	33% B	9%	21%	38%	43%	27%	23%	31%
Sacramento SPCA	32%	0%	30%	50% A	34%	37% C	15%	36% C	32%	32%
Don't know/remember	3%	42% A	4%	1%	3%	2%	11%	2%	1%	3%
Total	100%	100%	100%	100%	100%	100%	100%	100%	100%	100%

Table 57: Question 12

Do you currently own a pet?	HAVE adopted pet from local shelter (A)	Have NOT adopted (B)	HAVE 1+ pets (A)	Have NO pets (B)	Less than \$50,000 (A)	\$50,000 to \$74,999 (B)	\$75,000 to \$99,999 (C)	\$100,000 to \$149,999 (D)	\$150,000 or more (E)	Overall (A)
Yes, one pet	37% B	26%	42%	0%	33%	35%	25%	36%	33%	32%
Yes, two to five pets	52% B	32%	55%	0%	29%	47% A	40%	50% A	46% A	42%
Yes, more than five pets	4% B	1%	3%	0%	3%	1%	2%	5%	2%	3%
None	7%	41% A	0%	100%	35% B D E	17%	34% B D	8%	20%	23%
Total	100%	100%	100%	100%	100%	100%	100%	100%	100%	100%

Table 58: Question 13 without "don't know" responses

If your animal became lost, would you rather the person who found your animal temporarily house and attempt to help return the animal to you without bringing it to the shelter? Or would you rather your pet be immediately transported to the shelter?	HAVE adopted pet from local shelter (A)	Have NOT adopted (B)	HAVE 1+ pets (A)	Have NO pets (B)	Less than \$50,000 (A)	\$50,000 to \$74,999 (B)	\$75,000 to \$99,999 (C)	\$100,000 to \$149,999 (D)	\$150,000 or more (E)	Overall (A)
Temporary assistance from neighbor/community member	65%	67%	68% B	56%	35%	66% A	76% A	69% A	81% A	66%
Immediately taken to the shelter	35%	33%	32%	44% A	65% B C D E	34%	24%	31%	19%	34%
Total	100%	100%	100%	100%	100%	100%	100%	100%	100%	100%

Table 59: Question 14 without "don't know" responses

If you had to conduct business at the shelter, would you prefer an appointment and to be seen within a 15-minute time frame, or be able to come to the shelter at any time but potentially wait 30 minutes or more? Shelter business would include, looking for your lost pet, licensing services, adopting an animal, stray drop off, handling a citation.	HAVE adopted pet from local shelter (A)	Have NOT adopted (B)	HAVE 1+ pets (A)	Have NO pets (B)	Less than \$50,000 (A)	\$50,000 to \$74,999 (B)	\$75,000 to \$99,999 (C)	\$100,000 to \$149,999 (D)	\$150,000 or more (E)	Overall (A)
Appointment program	71%	75%	69%	83% A	73%	64%	76%	67%	80% B	73%
First come first served	29%	25%	31% B	17%	27%	36% E	24%	33%	20%	27%
Total	100%	100%	100%	100%	100%	100%	100%	100%	100%	100%

Appendix C: Survey Methodology

Polco’s National Research Center, Inc. (NRC) worked with the City of Sacramento on a survey of residents survey designed to be administered to residents about the Animal Care Services provided by the City. The results will be used for planning important programs and decisions on animal care services for the City, and to provide assistance to the community members assigned to the Animal Care Commission provide advice and recommendations to the Mayor and City Council.

The survey was hosted on the City’s Polco online civic engagement platform and was open from July 23, 2021 through August 27, 2021. A total of 695 responses were received. When a survey is administered to a sample of randomly selected recipients of the larger population being studied (known as a “probability sample”), a margin of error can be calculated that estimates the precision of the survey results based on that sample. This margin of error quantifies what is known as the “sampling error.” A margin of error at the 95% confidence level can be calculated for any sample size, and indicates that in 95 of 100 surveys conducted in a similar manner, a result would be found that is within the “margin of error.” However, for non-probability sample surveys such as the City of Sacramento Animal Care Services Survey, a margin of error should technically not be calculated, as survey respondents were not recruited using a random sample approach. For non-probability samples, precision is generally described with a credibility-interval and there are a variety of approaches to its calculation. Practically speaking, the error bands are wider than a margin of error from a probability-based sample of a similar size. A common method uses the same margin of error calculations would be used for a simple random sample and multiplies this margin of error by an inflator. With 695 responses, the traditional margin of error at the 95% confidence level would be ± 3.7 percentage points around any particular estimate. The credibility interval might be considered to be twice as wide, so could be considered ± 7.4 percentage points.

The dataset of survey responses was analyzed using the Statistical Package for the Social Sciences (SPSS). The demographic profile of respondents was compared to that for the adult population of Sacramento as described in the 2018 American Community Survey (ACS) conducted by U.S. Census Bureau. The table below shows the ACS for Sacramento, followed by the unweighted demographic profile and the weighted profile. The full frequencies of responses to each survey question are presented in *Appendix A: Frequency of Responses to All Questions*. Breakdowns of selected survey results of by respondent characteristics can be found in *Appendix B: Breakdowns of Selected Survey Responses by Respondent Characteristics*.

Table 60: Weighting Table

Characteristic	ACS	Unweighted	Weighted
Rent	53%	33%	53%
Own	47%	67%	47%
Non-Hispanic White	37%	66%	37%
Hispanic	25%	13%	25%
Asian	21%	7%	20%
Black or African American	13%	4%	13%
Other	4%	11%	4%
Male	48%	28%	46%
Female	52%	68%	50%
Non-binary/self-describe		4%	4%
Age 18-34	37%	24%	38%
Age 35-54	35%	41%	35%
Age 55+	28%	35%	28%